



**STANLEY CUP  
PLAYOFFS**



2019 COLORADO AVALANCHE  
**POSTSEASON  
MEDIA GUIDE**

# 2018-2019 COLORADO AVALANCHE



SEMYON VARLAMOV  
#1 GOALTENDER



TYSON BARRIE  
#4 DEFENSEMAN



ERIK JOHNSON  
#6 DEFENSEMAN



SVEN ANDRIGHETTO  
#10 RIGHT WING



MATT CALVERT  
#11 LEFT WING



PATRIK NEMETH  
#12 DEFENSEMAN



ALEXANDER KERFOOT  
#13 CENTER



NIKITA ZADOROV  
#16 DEFENSEMAN



TYSON JOST  
#17 CENTER




DERICK BRASSARD  
#18 CENTER



COLIN WILSON  
#22 CENTER



ANDREW AGOZZINO  
#26 LEFT WING



RYAN GRAVES  
#27 DEFENSEMAN



IAN COLE  
#28 DEFENSEMAN



NATHAN MacKINNON  
#29 CENTER



PHILIPP GRUBAUER  
#31 GOALTENDER



CARL SODERBERG  
#34 CENTER



J.T. COMPHER  
#37 LEFT WING



MARK BARBERIO  
#44 DEFENSEMAN



SAMUEL GIRARD  
#49 DEFENSEMAN



GABRIEL BOURQUE  
#57 LEFT WING



MATT NIETO  
#83 LEFT WING



VLADISLAV KAMENEV  
#91 CENTER



GABRIEL LANDESKOG  
#92 LEFT WING



MIKKO RANTANEN  
#96 RIGHT WING



JARED BEDNAR  
HEAD COACH



RAY BENNETT  
ASSISTANT COACH



NOLAN PRATT  
ASSISTANT COACH



JUSSI PARKKILA  
GOALTENDING COACH



BRETT HEIMLICH  
VIDEO COACH

# PLAYOFF MEDIA INFORMATION

Welcome to the 2019 Stanley Cup Playoffs. The Avalanche communications department is here to assist you and will accommodate your needs as best as we can. The following are guidelines and information to help you in your coverage this postseason.

## IMPORTANT PHONE NUMBERS

Pepsi Center: (303) 405-1100 | Press Box: (303) 575-1926 | PR Fax (Arena): (303) 893-0614

**INTERVIEWS:** Media requesting access to players or staff for interviews must contact Jean Martineau (Jean.Martineau@ColoradoAvalanche.com) or Brendan McNicholas (Brendan.McNicholas@ColoradoAvalanche.com) of the Avalanche Communications Department.

**MEDIA AVAILABILITY:** In accordance with the NHL media policies, Avalanche players will be available following all practices, morning skates and games in the dressing room for a period of no longer than 30 minutes. Media availability with Head Coach Jared Bednar will follow player availability and will be held in the media lounge (see below for location) at Pepsi Center and in the Media Room at Family Sports Center.

**CREDENTIALS:** Full-season credentials from the 2018-19 regular season will be honored for Avalanche games during the Stanley Cup Playoffs (through the first three rounds). All single-game credential requests can be directed to Danielle Bernstein (danielle.bernstein@coloradoavalanche.com) at least 24 hours prior to game time. All credentials are issued at the sole discretion of the Colorado Avalanche Hockey Club. Freelance writers and photographers requesting credentials will only be considered if they have provided a written verification of assignment. Single-game credentials may be picked up two hours prior to puck drop at the media will call table located inside the loading dock.

**PRESS SEATING:** Press seating at Pepsi Center is assigned and is located on press level (level P). The elevator is located near the media work room on the north side of the arena. Press seating is limited, and priority will be given to outlets that cover the team on a regular basis as well as visiting team staff, media and scouts. Media parking is also limited. Contact Danielle Bernstein to request a seat.

**INTERNATIONAL REQUESTS:** All international credential requests are handled by the NHL communications department. International media members interested in covering an Avalanche game can reach out to David Keon at dkeon@NHL.com.

**MEDIA ENTRANCE:** The media entrance is located at the loading dock in Pepsi Center. Avalanche staff at the credential check-in table can assist with directions to the media lounge, media work room and press elevators.

**MEDIA PARKING:** Media parking is limited. Contact a member of the Avalanche communications department for more information.

**MEDIA WORK ROOM:** The media work room for the postseason will be in the media lounge, which is located on ice level across the hall from the tower elevators.

**PRESS LOUNGE:** The media dining area for the postseason is on ice level in a pipe-and-draped area next to the Zamboni entrance. Food and beverages will be available to the working media beginning two hours prior to game time.

**PHOTOGRAPHERS:** Only those photographers on assignment will be allowed access to designated photography locations at rink level and in overhead positions. Spaces are reserved for local dailies, wire service photographers and visiting team photographers or photographers representing national media. Photography positions will be assigned by the Avalanche Communications Department. Photographers should check for location assignments in the press room before the game. Because of limited photography locations, it is not possible to accommodate freelance photographers. Photographers who are not assigned to ice-level positions may not shoot or stand in these areas. The photographers' work room is located across from the media lounge near the tower elevators.

**DRESSING ROOMS:** The dressing rooms will be open after the game to working media. The officials' dressing room is off limits to the media at all times.

**WIRELESS INTERNET:** Wireless internet is available in the press box and media work room. Network and login information will be posted.

**AVALANCHE PRACTICE FACILITY:** On non-game days, the Avalanche practice at the South Suburban Family Sports Center, located in southeast Denver near the intersection of Arapahoe Road and Peoria Road (6901 South Peoria Street, Englewood, CO, 80112). From Denver International Airport take I-70 West to I-225 South to I-25 South, exit Arapahoe Road and go left. Travel for two miles to Peoria, and make a right. The facility is two blocks on the right. Media may enter through the main entrance on the south end of the facility.

## AVALANCHE COMMUNICATIONS STAFF (@AvsPR on Twitter)

Jean Martineau | Senior V.P. of Communications & Business Operations | Jean.Martineau@ColoradoAvalanche.com | (303) 405-6005

Brendan McNicholas | Executive Director of Media Services | Brendan.McNicholas@ColoradoAvalanche.com | (303) 405-6010

Danielle Bernstein | Media Relations Coordinator | Danielle.Bernstein@ColoradoAvalanche.com | (303) 405-6053

# COLORADO AVALANCHE HOCKEY CLUB

Pepsi Center, 1000 Chopper Circle, Denver, Colorado, 80204 | (303) 405-1100 main | (303) 893-0614 fax | www.ColoradoAvalanche.com

## EXECUTIVE STAFF

Owner/Chairman, Kroenke Sports & Entertainment, LLC..... E. Stanley Kroenke  
President & Governor, Avalanche & Vice Chairman, Kroenke Sports & Entertainment, LLC..... Josh Kroenke  
Executive Vice President/General Manager/Alternate Governor..... Joe Sakic  
Assistant General Managers..... Craig Billington, Chris MacFarland  
Vice President of Hockey Administration..... Charlotte Grahame

## COACHING STAFF

Head Coach..... Jared Bednar  
Assistant Coaches..... Ray Bennett, Nolan Pratt  
Goaltending Coach..... Jussi Parkkila  
Video Coach..... Brett Heimlich

## MEDICAL STAFF

Head Athletic Trainer..... Matt Sokolowski  
Assistant Athletic Trainer/Physical Therapist..... Scott Woodward  
Assistant Medical Trainer..... Dusty Hibdon

## EQUIPMENT STAFF

Head Equipment Manager..... Cliff Halstead  
Assistant Equipment Managers..... J.C. Ihrig, Brad Lewkow  
Inventory Manager..... Wayne Flemming

## STRENGTH & CONDITIONING / MASSAGE STAFF

Strength & Conditioning Coach..... Casey Bond  
Assistant Strength & Conditioning Coach..... Chase Engdahl  
Massage Therapist..... Gregorio Pradera

## PRO SCOUTING STAFF

Director, Reserve List Scouting..... Brad Smith  
Sr. Pro Scout..... Garth Joy  
Pro Scouts..... Mike Battaglia, Dan Laperriere, Terry Martin  
Pro Scout (Europe)..... Miroslav Zalesak  
Hockey Analyst..... Arik Parnass

## AMATEUR SCOUTING STAFF

Director of Amateur Scouting..... Alan Hepple  
Head, European Scouting..... Joni Lehto  
Scouts..... John Funk, Henrik Gradin, Alexei Gusarov,  
..... Wade Klippenstein, Jerome Mesonero, Don Paarup,  
..... Norm Robert, Neil Shea, Lyle Wingert

## PLAYER DEVELOPMENT STAFF

Development Coaches..... Brett Clark, Brian Willisie  
On-Ice Performance Consultant..... Shawn Allard  
AHL Goaltending Coach..... Jean-Ian Filiatraut  
Skating Coach..... Tracy Tutton

## COMMUNICATIONS / TEAM SERVICES / WEBSITE STAFF

Senior VP, Communications & Team Services..... Jean Martineau  
Executive Director of Media Services..... Brendan McNicholas  
Director, Team Services & Immigration..... Erin DeGraff  
Website Manager..... Ron Knabenbauer  
Media Relations Coordinator..... Danielle Bernstein  
Website Coordinator..... Callie Parmele

## COLORADO EAGLES (AHL AFFILIATE)

Head Coach..... Greg Cronin  
Assistant Coaches..... Aaron Schneckloth, Ryan Tobler  
Goaltending Coaches..... Ryan Bach  
Business/Video Coordinator..... Steven Petrovek  
Head Athletic Trainer..... Brent Woodside  
Strength & Conditioning Coach..... Tim Martin  
Head Equipment Manager..... Tony Deynzer  
Assistant Equipment Manager..... Trevor Heinzerling

## TEAM INFORMATION

Team Colors..... Burgundy, Silver, Blue and Black  
Team Founded..... 1979 Quebec Nordiques  
..... Relocated to Colorado 1995  
Home Ice..... Pepsi Center (17,809)  
Practice Facility..... South Suburban Family Sports Center  
Minor League Affiliates..... Colorado Eagles (AHL)  
..... Utah Grizzlies (ECHL)  
Television Outlet..... Altitude Sports & Entertainment Network  
Radio..... Altitude Radio Network (Flagship: Altitude Sports Radio 92.5 FM)





**2018-19  
REGULAR-SEASON  
RECAP**



# HOW THE AVALANCHE WAS BUILT

2018-19	DRAFT PICKS 5	FREE AGENTS 4	TRADES 12	WAIVER CLAIM 3
1	Semyon Varlamov (G)	Acquired from Washington in exchange for a 1st round choice (Filip Forsberg) in the 2012 Entry Draft and Boston's 2nd round choice (previously acquired, later traded to Dallas - Dallas selected Mike Winther) in the 2012 Entry Draft, July 1, 2011		
4	Tyson Barrie (D)	Drafted in 2009 (4th choice, 3rd round, 64th overall)		
6	Erik Johnson (D)	Acquired from St. Louis, along with Jay McClement and a 1st round pick (Duncan Siemens in the 2011 Entry Draft, in exchange for Kevin Shattenkirk, Chris Stewart and a 2nd round choice (Ty Rattie) in the 2011 Entry Draft, Feb. 18, 2011		
10	Sven Andrighetto (RW)	Acquired from Montreal in exchange for Andreas Martinsen, March 1, 2017		
11	Matt Calvert (LW)	Signed by Colorado as a free agent, July 1, 2018		
12	Patrik Nemeth (D)	Claimed on waivers from Dallas, Oct. 3, 2017		
13	Alexander Kerfoot (C)	Signed as a free agent, Aug. 24, 2017		
16	Nikita Zadorov (D)	Acquired from Buffalo, along with Mikhail Grigorenko, J.T. Compher and a 2nd round pick (later traded to San Jose – San Jose selected Jeremy Roy) in the 2015 NHL Draft, in exchange for Jamie McGinn and Ryan O'Reilly, June 26, 2015		
17	Tyson Jost (C)	Drafted in 2016 (1st choice, 1st round, 10th overall)		
18	Derick Brassard (C)	Acquired from Florida, along with a conditional 6th round pick in the 2020 NHL Draft, in exchange for a 3rd round pick in the 2020 NHL Draft, Feb. 25, 2019		
22	Colin Wilson (C/LW)	Acquired from Nashville in exchange for a 4th round selection in the 2019 NHL Draft, July 1, 2017		
27	Ryan Graves (D)	Acquired from the New York Rangers in exchange for Chris Bigras, Feb. 26, 2018		
28	Ian Cole (D)	Signed by Colorado as a free agent, July 1, 2018		
29	Nathan MacKinnon (C)	Drafted in 2013 (1st choice, 1st round, 1st overall)		
31	Philipp Grubauer (G)	Acquired from Washington, along with Brooks Orpik, in exchange for a 2nd round pick (Kody Clark) in the 2018 NHL Draft, June 22, 2018		
34	Carl Soderberg (C)	Acquired from Boston in exchange for a 6th round selection in the 2016 NHL Draft (previously acquired, Boston selected Oskar Steen), June 25, 2015		
37	J.T. Compher (C)	Acquired from Buffalo, along with Mikhail Grigorenko, Nikita Zadorov and a 2nd round pick (later traded to San Jose – San Jose selected Jeremy Roy) in the 2015 NHL Draft, in exchange for Jamie McGinn and Ryan O'Reilly, June 26, 2015		
44	Mark Barberio (D)	Claimed on waivers from Montreal, Feb. 2, 2017		
49	Samuel Girard (D)	Acquired from Nashville, along with Vladislav Kamenev and a 2nd round pick in 2018 (later traded to Pittsburgh – Pittsburgh selected Filip Hallander), as well as Shane Bowers, Andrew Hammond, a 1st round pick in either 2018 or 2019 and a 3rd round pick in 2019 from Ottawa. The Avalanche sent Matt Duchene to Ottawa, and Nashville received Kyle Turris from Ottawa		
57	Gabriel Bourque (LW)	Signed as a free agent, Oct. 10, 2016		
83	Matt Nieto (LW)	Claimed on waivers from San Jose, Jan. 5, 2017		
91	*Vladislav Kamenev (C)	Acquired from Nashville, along with Samuel Girard and a 2nd round pick in 2018 (later traded to Pittsburgh – Pittsburgh selected Filip Hallander), as well as Shane Bowers, Andrew Hammond, a 1st round pick in either 2018 or 2019 and a 3rd round pick in 2019 from Ottawa. The Avalanche sent Matt Duchene to Ottawa, and Nashville received Kyle Turris from Ottawa		
92	Gabriel Landeskog (LW)	Drafted in 2011 (1st choice, 1st round, 2nd overall)		
96	Mikko Rantanen (RW)	Drafted in 2015 (1st choice, 1st round, 10th overall)		

\*Injured Reserve

# COLORADO AVALANCHE ROSTER

## 2018-19 ACTIVE ROSTER

#	Name	Pos	Height	Weight	DOB	Birthplace
1	Semyon Varlamov	G	6' 2"	205	April 27, 1988	Samara, RUS
4	Tyson Barrie	D	5' 10"	190	July 26, 1991	Victoria, BC
6	Erik Johnson	D	6' 4"	225	March 21, 1988	Bloomington, MN
10	Sven Andrighetto	R	5' 10"	188	March 21, 1993	Zurich, CHE
11	Matt Calvert	L	5' 11"	186	December 24, 1989	Brandon, MB
12	Patrik Nemeth	D	6' 3"	219	February 8, 1992	Stockholm, SWE
13	Alexander Kerfoot	C	5' 10"	175	August 11, 1994	Vancouver, BC
16	Nikita Zadorov	D	6' 5"	230	April 16, 1995	Moscow, RUS
17	Tyson Jost	C	5' 11"	191	March 14, 1998	St. Albert, AB
18	Derick Brassard	C	6' 1"	202	September 22, 1987	Hull, QC
22	Colin Wilson	C	6' 1"	221	October 20, 1989	Greenwich, CT
27	Ryan Graves	D	6' 5"	226	May 21, 1995	Yarmouth, NS
28	Ian Cole	D	6' 1"	219	February 21, 1989	Ann Arbor, MI
29	Nathan MacKinnon	C	6' 0"	205	September 1, 1995	Halifax, NS
31	Philipp Grubauer	G	6' 1"	191	November 25, 1991	Rosenheim, DEU
34	Carl Soderberg	C	6' 3"	210	October 12, 1985	Malmö, SWE
37	J.T. Compher	L	6' 0"	193	April 8, 1995	Northbrook, IL
44	Mark Barberio	D	6' 1"	200	March 23, 1990	Montreal, QC
49	Samuel Girard	D	5' 10"	162	May 12, 1998	Roberval, QC
57	Gabriel Bourque	L	5' 10"	206	September 23, 1990	Rimouski, QC
83	Matt Nieto	L	5' 11"	190	November 5, 1992	Long Beach, CA
91	Vladislav Kamenev*	C	6' 2"	194	August 12, 1996	Orsk, RUS
92	Gabriel Landeskog	L	6' 1"	215	November 23, 1992	Stockholm, SWE
96	Mikko Rantanen	R	6' 4"	215	October 29, 1996	Nousiainen, FIN
	24 Total	Avg:	6' 1"	202	Age: 27	

\* Injured Reserve

# REGULAR-SEASON STATS

**2018-19 RECORD: 38-30-14 90 POINTS GOALS FOR: 258 GOALS AGAINST: 244**

Player	GP	G	A	Pts	+/-	PIM	PP	SH	GW	S	%
Nathan MacKinnon	82	41	58	99	20	34	12	0	6	365	11.2
Mikko Rantanen	74	31	56	87	13	54	16	0	4	193	16.1
Gabriel Landeskog	73	34	41	75	17	51	10	0	9	243	14
Tyson Barrie	78	14	45	59	-3	36	2	0	2	218	6.4
Carl Soderberg	82	23	26	49	-5	26	2	3	2	188	12.2
Alexander Kerfoot	78	15	27	42	-9	38	4	0	1	116	12.9
J.T. Compher	66	16	16	32	-8	31	4	3	3	118	13.6
Colin Wilson	65	12	15	27	-6	8	5	0	2	104	11.5
Samuel Girard	82	4	23	27	8	6	0	0	0	116	3.4
Matt Calvert	82	11	15	26	-10	58	1	0	0	141	7.8
Tyson Jost	70	11	15	26	-2	14	4	0	3	114	9.6
Erik Johnson	80	7	18	25	8	38	0	0	1	144	4.9
Derick Brassard (COL)	20	4	0	4	-7	8	2	0	0	32	12.5
(TOT)	70	14	9	23	-19	39	2	0	0	110	12.7
Matt Nieto	64	4	19	23	2	8	0	1	1	86	4.7
Sven Andrighetto	64	7	10	17	10	14	0	0	1	95	7.4
Ian Cole	71	2	13	15	-1	115	0	0	0	82	2.4
Nikita Zadorov	70	7	7	14	19	75	0	0	0	100	7
Patrik Nemeth	74	1	9	10	5	53	0	0	0	57	1.8
Gabriel Bourque	55	2	6	8	3	10	0	0	1	34	5.9
Sheldon Dries	40	3	3	6	-7	26	0	1	0	44	6.8
Ryan Graves	26	3	2	5	4	2	0	0	0	26	11.5
Vladislav Kamenev	23	2	3	5	-2	10	1	1	0	22	9.1
Andrew Agozzino	11	1	1	2	2	0	0	0	0	11	9.1
A.J. Greer	15	1	1	2	-2	14	0	0	0	9	11.1
Mark Barberio	12	1	0	1	-6	4	0	0	0	11	9.1
Dominic Toninato	2	1	0	1	0	0	0	0	0	1	100.0
Marko Dano	8	0	0	0	-1	7	0	0	0	3	0.00
Mark Alt	2	0	0	0	0	0	0	0	0	2	0.00
Logan O'Connor	5	0	0	0	-2	0	0	0	0	1	0.00
Anton Lindholm	2	0	0	0	-1	0	0	0	0	0	0.00

Goaltender	GP	W	L	OTL	SO	SA	Sv	SV%	GA	GAA	Min
Semyon Varlamov	49	20	19	9	2	1496	1360	.909	136	2.87	2839
Philipp Grubauer	37	18	9	5	3	1071	982	.917	89	2.64	2021
Pavel Francouz	2	0	2	0	0	35	33	.943	2	1.96	61





# SEASON BREAKDOWN

## TEAM RECORDS

Overall record/streak: 38 - 30 - 14 / Lost 1	Tied after 2 periods: 6 - 9 - 6
Home record/streak: 21 - 14 - 6 / Win 6	OT Record - This Season: 5 - 14
Road record/streak: 17 - 16 - 8 / Lost 1	OT Record - Franchise: 189 - 164 - 204
Last 5 Games: 3 - 1 - 1	Shootout Record - This Season: 2 - 2
Last 10 Games: 7 - 1 - 2	Shootout Record - Franchise: 72 - 40
1-Goal Games: 9 - 8 - 14	Outshooting opponent: 22 - 16 - 4
2-Goal Games: 8 - 4	Outshot by opponent: 15 - 13 - 10
3-Goal Games: 21 - 18	Even shots: 1 - 1 - 0
Scoring first: 28 - 6 - 6	vs. Atlantic: 9 - 5 - 2
Opponent scoring first: 10 - 24 - 8	vs. Metropolitan: 7 - 5 - 4
Leading after 1 period: 18 - 2 - 4	vs. EASTERN CONFERENCE: 16 - 10 - 6
Trailing after 1 period: 8 - 16 - 6	vs. Central: 12 - 9 - 5
Tied after 1 period: 12 - 12 - 4	vs. Pacific: 10 - 11 - 3
Leading after 2 periods: 28 - 1 - 3	vs. WESTERN CONFERENCE: 22 - 20 - 8
Trailing after 2 periods: 4 - 20 - 5	

## MONTH-BY-MONTH

	W	L	OT	Points
October:	7	3	2	16
November:	8	3	3	19
December:	4	7	3	11
January:	3	7	0	6
February:	6	4	4	16
March:	8	5	1	17
April:	2	1	1	5
Totals:	38	30	14	90

## GOALS BY PERIOD

	1	2	3	OT	T	Avg
Colorado Avalanche:	59	93	103	3	258	(3.1 avg.)
Opponents:	65	78	89	12	244	(3.0 avg.)

## SHOTS BY PERIOD

	1	2	3	OT	T	Avg
Colorado Avalanche:	896	921	833	26	2676	(32.6 avg.)
Opponents:	807	894	872	46	2619	(31.9 avg.)

## POWER PLAY

	G	Att	Pct.
Overall:	63	286	22.0 (7th NHL)
Home:	32	153	20.9 (12th NHL)
Road:	31	133	23.3 (6th NHL)

5 SHORT HANDED GOALS ALLOWED (T-8th NHL)

## PENALTY KILL

	G	Att	Pct.
Overall:	58	272	78.7 (25th NHL)
Home:	30	128	76.6 (23rd NHL)
Road:	28	144	80.6 (13th NHL)

9 SHORT HANDED GOALS SCORED (T-9th NHL)

## INDIVIDUAL LEADERS

Points:	N. MacKinnon (99), M. Rantanen (87), G. Landeskog (75)
Goals:	N. MacKinnon (41), G. Landeskog (34), M. Rantanen (31)
Assists:	N. MacKinnon (58), M. Rantanen (56), T. Barrie (45)
PP Goals:	M. Rantanen (16), N. MacKinnon (12), G. Landeskog (10)
SH Goals:	C. Soderberg (3), J. Compher (3), M. Nieto (1)
GW Goals:	G. Landeskog (9), N. MacKinnon (6), M. Rantanen (4)
3+ Goals:	G. Landeskog (1), C. Soderberg (1)
PIM:	I. Cole (115), N. Zadorov (75), M. Calvert (58)
Shots:	N. MacKinnon (365), G. Landeskog (243), T. Barrie (218)
+/-:	N. MacKinnon (+20), N. Zadorov (+19), G. Landeskog (+17)

## SITUATIONAL GOALS

	For	Against	For	Against
5 on 5:	157	154	3 on 4:	0
5 on 4:	56	4	3 on 5:	0
5 on 3:	2	0	4 on 5:	8
4 on 4:	5	0	Empty Net:	17
4 on 3:	2	1	Penalty Shots:	0
3 on 3:	1	8	Total:	258
				244

## SPECIAL TEAMS SCORING

Power Play	G	A	P	Shorthanded	G	A	P
Nathan MacKinnon	12	25	37	J.T. Compher	3	0	3
Mikko Rantanen	16	17	33	Matt Nieto	1	2	3
Gabriel Landeskog	10	17	27	Carl Soderberg	3	0	3
Tyson Barrie	2	23	25	Matt Calvert	0	2	2
Alexander Kerfoot	4	12	16	Gabriel Bourque	0	1	1
Carl Soderberg	2	8	10	Vladislav Kamenev	1	0	1
J.T. Compher	4	5	9	Patrik Nemeth	0	1	1
Samuel Girard	0	9	9				
Colin Wilson	5	2	7				
Derick Brassard	2	3	5				
Tyson Jost	4	1	5				
Matt Calvert	1	1	2				
Vladislav Kamenev	1	0	1				

## SHOOTOUT

Shooter	G/S	PCT.	GDG	Goaltender	Rec.	G/S	PCT.
Mikko Rantanen	2/2	100	0	Semyon Varlamov	1-1	3/9	.667
Carl Soderberg	1/1	100	1	Philipp Grubauer	1-1	1/6	.833
Nathan MacKinnon	1/4	25	1				
Derick Brassard	0/1	0	0				
Gabriel Landeskog	0/4	0	0				
Sven Andrighetto	0/1	0	0				
J.T. Compher	0/1	0	0				

# TEAM GAME-BY-GAME STATISTICS

## 2018-19 COLORADO AVALANCHE

\* = Overtime \*\* = Shootout + = Sellout

#	Date	Team	Results	Record	GF-GA	Scorers	GW Goal	PP	PK	SF-SA	W/L Gttr	Attend.
1	10/04/2018	Minnesota Wild	W	01-00-00	4-1	34,29,96,37p	29	1-3	3-3	40-21	1 / 40	18086+
2	10/06/2018	Philadelphia Flyers	W	02-00-00	5-2	22,37,92,22p,29	92	1-4	3-3	35-37	1 / 37	16768
3	10/09/2018	@ Columbus Blue Jackets	L	02-01-00	2-5	29,34p	9	1-4	5-6	27-35	72 / 31	11694
4	10/11/2018	@ Buffalo Sabres	W	03-01-00	6-1	17p,22p,34,29,13,29	22	2-4	7-7	30-31	1 / 40	15396
5	10/13/2018	Calgary Flames	O*	03-01-01	2-3	29,37	13	0-3	4-4	26-41	33 / 1	17334
6	10/16/2018	@ New York Rangers	O**	03-01-02	2-3	92p,29	22	1-3	5-6	33-43	30 / 1	17251
7	10/18/2018	@ New Jersey Devils	W	04-01-02	5-3	10,92p,92,92,96	92	1-6	3-5	34-30	31 / 1	13374
8	10/20/2018	@ Carolina Hurricanes	W	05-01-02	3-1	92,92p,29	92	1-4	5-5	22-43	31 / 35	11753
9	10/22/2018	@ Philadelphia Flyers	W	06-01-02	4-1	96p,83,92,96	83	1-2	3-3	33-38	1 / 37	19326+
10	10/24/2018	Tampa Bay Lightning	L	06-02-02	0-1		86	0-4	2-3	22-24	88 / 1	16753
11	10/26/2018	Ottawa Senators	W	07-02-02	6-3	49,96p,34p,92,29,83	92	2-3	2-2	37-24	31 / 41	16851
12	10/27/2018	@ Minnesota Wild	L	07-03-02	2-3	44,92	25	0-6	4-5	32-28	40 / 1	19093+
13	11/01/2018	@ Calgary Flames	L	07-04-02	5-6	91s,15,22,34,92p	67	1-2	3-4	26-37	41 / 1	17317
14	11/02/2018	@ Vancouver Canucks	O*	07-04-03	6-7	15,28,29,13,16,29p	5	1-2	2-4	29-37	25 / 31	18334
15	11/07/2018	Nashville Predators	L	07-05-03	1-4	11p	10	1-3	2-3	25-34	35 / 1	16923
16	11/09/2018	@ Winnipeg Jets	L	07-06-03	2-5	6,17	27	0-4	2-4	30-24	37 / 1	15321+
17	11/11/2018	@ Edmonton Oilers	W	08-06-03	4-1	96,34,13p,4	34	1-2	3-3	28-27	1 / 33	18347+
18	11/14/2018	Boston Bruins	W	09-06-03	6-3	92,96p,11,29,17p,13p	29	3-3	1-3	25-23	1 / 41	16124
19	11/16/2018	Washington Capitals	O*	09-06-04	2-3	34,22	19	0-2	2-3	26-29	1 / 31	18050+
20	11/18/2018	@ Anaheim Ducks	W*	10-06-04	4-3	10,29p,92,96p	96	2-2	2-3	42-33	31 / 30	16502
21	11/21/2018	@ Los Angeles Kings	W	11-06-04	7-3	91p,29p,12,22p,4,16,11	22	3-4	3-3	34-36	1 / 40	17840
22	11/23/2018	@ Arizona Coyotes	W	12-06-04	5-1	37s,37s,96,4,92p	37	1-5	2-3	39-38	31 / 32	12029
23	11/24/2018	Dallas Stars	W	13-06-04	3-2	29,37,96	96	0-4	2-2	36-29	1 / 35	18010+
24	11/27/2018	@ Nashville Predators	W	14-06-04	3-2	29p,29,17p	17	2-2	3-3	25-38	1 / 35	17163+
25	11/28/2018	Pittsburgh Penguins	W	15-06-04	6-3	49,6,22,92,29,34	92	0-1	3-4	26-25	31 / 35	17348
26	11/30/2018	St. Louis Blues	O*	15-06-05	2-3	16,96p	55	1-4	2-3	29-37	34 / 1	18021+
27	12/02/2018	@ Detroit Red Wings	W	16-06-05	2-0	29p,92	29	1-1	2-2	29-24	1 / 45	18248
28	12/04/2018	@ Pittsburgh Penguins	L	16-07-05	3-6	4p,34,83s	72	1-3	2-3	45-32	1 / 1	18415+
29	12/06/2018	@ Florida Panthers	W	17-07-05	5-2	96,34s,37,83,92	37	0-4	4-5	37-35	31 / 1	10077
30	12/08/2018	@ Tampa Bay Lightning	L	17-08-05	1-7	29	91	0-2	1-3	30-38	70 / 1	19092+
31	12/11/2018	Edmonton Oilers	L	17-09-05	4-6	96,22p,92,92	29	1-5	1-3	43-26	19 / 31	15809
32	12/14/2018	@ St. Louis Blues	O*	17-09-06	3-4	10,11,37p	90	1-6	3-3	42-28	34 / 31	16366
33	12/15/2018	Dallas Stars	W	18-09-06	6-4	92p,11,96p,96p,92,29	92	3-7	2-3	37-42	1 / 30	17626
34	12/17/2018	New York Islanders	L	18-10-06	1-4	92p	55	1-5	2-4	31-21	1 / 1	15066
35	12/19/2018	Montréal Canadiens	W	19-10-06	2-1	96,92	92	0-4	3-4	26-36	31 / 31	15469
36	12/21/2018	Chicago Blackhawks	L	19-11-06	1-2	37	15	0-5	3-3	36-28	60 / 31	17850+
37	12/22/2018	@ Arizona Coyotes	L	19-12-06	4-6	13,92p,13,29	15	1-4	2-2	28-39	31 / 39	13896
38	12/27/2018	@ Vegas Golden Knights	L	19-13-06	1-2	37p	73	1-4	4-4	32-43	29 / 31	18505+
39	12/29/2018	Chicago Blackhawks	O*	19-13-07	2-3	96p,29	88	1-3	2-4	32-37	60 / 1	18028+
40	12/31/2018	Los Angeles Kings	O*	19-13-08	2-3	29,34	23	0-4	2-3	24-18	32 / 1	18017+
41	01/02/2019	San Jose Sharks	L	19-14-08	4-5	11,17,4,17p	52	1-4	1-3	35-27	31 / 39	17891+
42	01/04/2019	New York Rangers	W	20-14-08	6-1	29p,96p,92,13,96p,27	96	3-10	3-3	47-25	31 / 40	17287
43	01/08/2019	@ Winnipeg Jets	L	20-15-08	4-7	92p,34,27,92	9	1-5	1-4	41-21	37 / 31	15321+
44	01/09/2019	@ Calgary Flames	L	20-16-08	3-5	6,29,96	67	0-4	1-2	35-16	33 / 1	18220
45	01/12/2019	@ Montréal Canadiens	L	20-17-08	0-3		17	0-4	3-3	28-31	31 / 1	21302+
46	01/14/2019	@ Toronto Maple Leafs	W	21-17-08	6-3	92,96,34s,34,11,34	34	0-2	2-2	38-20	1 / 31	19248+
47	01/16/2019	@ Ottawa Senators	L	21-18-08	2-5	16,29p	18	1-3	3-3	32-31	31 / 1	14468
48	01/19/2019	Los Angeles Kings	W	22-18-08	7-1	34,92p,13,96p,15s,96,22	92	2-6	3-4	40-31	1 / 32	18043+
49	01/21/2019	Nashville Predators	L	22-19-08	1-4	13	33	0-4	3-3	36-27	35 / 1	18018+
50	01/23/2019	Minnesota Wild	L	22-20-08	2-5	34,4p	12	1-2	4-6	22-28	40 / 31	17310
51	02/02/2019	Vancouver Canucks	L	22-21-08	1-5	11	6	0-3	1-2	35-26	25 / 1	18027+
52	02/05/2019	Columbus Blue Jackets	L	22-22-08	3-6	6,16,49	77	0-4	1-2	30-37	72 / 31	15398
53	02/07/2019	@ Washington Capitals	O*	22-22-09	3-4	29,96,22	92	0-2	5-6	37-42	1 / 1	18506+
54	02/09/2019	@ New York Islanders	O*	22-22-10	3-4	34,6,37	6	0-1	2-3	28-41	40 / 1	14216
55	02/10/2019	@ Boston Bruins	O*	22-22-11	1-2	29	63	0-4	5-5	36-35	41 / 1	17565+
56	02/12/2019	Toronto Maple Leafs	L	22-23-11	2-5	27,13	43	0-3	3-6	36-28	31 / 1	16426
57	02/14/2019	@ Winnipeg Jets	W	23-23-11	4-1	47,92,37s,10	92	0-3	4-4	35-25	1 / 37	15321+
58	02/16/2019	St. Louis Blues	L	23-24-11	0-3		91	0-3	3-3	32-33	34 / 1	18076+
59	02/18/2019	Vegas Golden Knights	W	24-24-11	3-0	17,26,11	17	0-3	4-4	38-40	1 / 30	17808
60	02/20/2019	Winnipeg Jets	W	25-24-11	7-1	34,96,29p,11,17,92,24	96	1-6	3-4	46-27	1 / 37	15021
61	02/22/2019	@ Chicago Blackhawks	W	26-24-11	5-3	34,37p,92,37,34s	37	1-4	2-4	31-44	1 / 60	21653+
62	02/23/2019	@ Nashville Predators	W	27-24-11	5-0	29,13p,92,29p,16	29	2-5	5-5	21-38	31 / 35	17760+
63	02/25/2019	Florida Panthers	O*	27-24-12	3-4	17,96,18	5	0-2	1-2	39-38	1 / 1	14338
64	02/27/2019	Vancouver Canucks	W**	28-24-12	3-2	29,96p	34	1-3	5-5	45-32	1 / 25	14867
65	03/01/2019	@ San Jose Sharks	L	28-25-12	3-4	16,96p,49	8	1-2	2-3	25-40	31 / 1	17351
66	03/03/2019	@ Anaheim Ducks	L	28-26-12	1-2	18p	4	1-4	2-3	26-23	36 / 31	16690
67	03/05/2019	Detroit Red Wings	W*	29-26-12	4-3	37,96p,4,29	29	1-3	2-3	34-23	1 / 45	18011+
68	03/07/2019	@ Dallas Stars	L	29-27-12	0-4		47	0-2	1-1	31-33	30 / 1	18011
69	03/09/2019	Buffalo Sabres	W	30-27-12	3-0	29,96p,57	29	1-3	1-1	43-18	31 / 40	18052+
70	03/11/2019	Carolina Hurricanes	L	30-28-12	0-3		19	0-3	1-1	38-33	34 / 31	16711
71	03/15/2019	Anaheim Ducks	L	30-29-12	3-5	29,96p,10	10	1-3	1-2	44-37	36 / 1	18025+
72	03/17/2019	New Jersey Devils	W	31-29-12	3-0	4,4,29	4	0-3	4-4	34-22	31 / 35	18037+
73	03/19/2019	@ Minnesota Wild	W	32-29-12	3-1	4,17,28	17	0-3	2-3	38-37	31 / 40	18785+
74	03/21/2019	@ Dallas Stars	W	33-29-12	3-1	6,4,34	4	0-3	2-2	32-45	31 / 30	17543
75	03/23/2019	Chicago Blackhawks	W	34-29-12	4-2	37,22p,10,18	10	1-5	3-3	25-31	31 / 50	17099
76	03/24/2019	@ Chicago Blackhawks	O*	34-29-13	1-2	13p	2	1-3	1-2	20-42	50 / 31	21410+
77	03/27/2019	Vegas Golden Knights	W	35-29-13	4-3	11,29p,4,57	57	1-2	3-3	30-37	31 / 30	16799
78	03/29/2019	Arizona Coyotes	W**	36-29-13	3-2	29p,18p	29	2-4	3-3	27-44	31 / 35	18045+
79	04/01/2019	@ St. Louis Blues	O**	36-29-14	2-3	92,13	90	0-1	1-1	26-27	50 / 31	17767
80	04/02/2019	Edmonton Oilers	W	37-29-14	6-2	29p,4,13,22,13,10	13	1-3	1-1	29-29	1 / 19	17021
81	04/04/2019	Winnipeg Jets	W*	38-29-14	3-2	4,34,6	6	0-4	3-3	38-36	31 / 37	18003+
82	04/06/2019	@ San Jose Sharks	L	38-30-14	2-5	17,29	62	0-2	2-2	30-30	31 / 1	17562+



# PLAYER GAME-BY-GAME STATISTICS

## 2018-19 COLORADO AVALANCHE

Skaters: Goals-Assists (GW or GT, Shots / (+/-), TOI) Goalties: GA/Shots, Decision, Minutes Played

Date	Opp.	BARRIE #4	JOHNSON #6	ALT #7	ANDRIGHETTO #10	CALVERT #11	NEMETH #12	KERFOOT #13
Oct 4	Vs MIN	0-0,2/0 20:02	0-0,2/1 19:45			0-0,4/0 12:52	0-1,3/1 19:23	0-1,1/0 12:17
Oct 6	Vs PHI	0-0,3/0 21:09	0-3,7/3 22:21			0-0,1/1 13:19	INJ	0-2,4/0 14:50
Oct 9	@ CBJ	0-0,0/0 22:11	0-1,2/0 22:02			0-0,2/-1 14:39	INJ	0-1,2/-2 16:12
Oct 11	@ BUF	0-2,0/2 19:58	0-0,0/1 21:17			0-0,2/0 11:40	0-0,0/0 19:29	1-0,3/1 12:47
Oct 13	Vs CGY	0-1,4/0 20:05	0-0,0/0 21:36			0-0,1/1 14:04	0-0,1/-1 19:49	0-0,2/0 11:59
Oct 16	@ NYR	0-1,1/1 24:09	0-0,6/0 22:54			0-0,3/0 13:39	0-0,0/0 17:35	0-0,2/-1 17:11
Oct 18	@ NJD	0-0,0/-1 17:37	0-1,1/3 21:37		1-0,3/1 10:33	0-0,2/0 13:15	0-0,1/-1 20:24	0-1,1/0 15:47
Oct 20	@ CAR	0-1,0/0 17:15	0-0,1/-1 22:50		0-0,0/1 10:34	0-0,1/-1 14:51	0-0,0/2 20:32	0-0,0/0 12:49
Oct 22	@ PHI	0-0,3/-1 20:02	0-0,2/1 24:11		0-0,4/0 13:37	0-1,3/1 14:33	0-0,1/2 14:16	0-0,2/0 13:14
Oct 24	Vs TBL	0-0,2/0 20:29	0-0,2/0 22:35		0-0,3/0 14:48	0-0,0/0 13:46	0-0,0/0 14:04	0-0,2/0 14:08
Oct 26	Vs OTT	0-3,7/2 22:29	0-1,2/0 17:42		0-0,0/0 16:10	0-1,1/-2 14:56	0-0,0/-1 16:51	0-0,3/0 11:04
Oct 27	@ MIN	0-1,4/0 23:20	0-0,2/0 23:39		0-0,2/0 16:24	0-0,1/-1 13:03	DNP	0-0,1/0 15:18
Nov 1	@ CGY	0-1,2/1 21:50	0-0,2/-1 25:03		INJ	0-0,0/0 14:49	DNP	0-2,1/0 15:26
Nov 2	@ VAN	0-1,0/3 19:40	0-0,0/-4 19:10		INJ	0-0,1/0 16:32	0-0,0/-2 17:22	1-1,1/1 15:32
Nov 7	Vs NSH	0-0,1/0 17:16	0-0,4/-1 21:20		INJ	1-0,1/-1 15:52	0-0,0/0 19:27	0-0,1/-2 13:58
Nov 9	@ WPG	0-1,5/1 21:46	1-0,3/-1 20:20		INJ	0-0,2/-1 15:36	0-0,0/-1 14:21	0-1,1/0 13:59
Nov 11	@ EDM	1-1,2/2 20:03	0-0,0/1 22:49		INJ	0-1,1/1 14:22	0-0,0/0 15:25	1-0,1/0 14:18
Nov 14	Vs BOS	0-1,0/0 20:04	0-0,1/1 23:54		INJ	1-0,4/1 13:18	DNP	1-1,1/0 13:24
Nov 16	Vs WSH	0-1,1/-1 20:49	0-0,2/0 22:35		0-0,1/0 10:27	0-1,2/2 16:53	0-0,1/0 18:08	0-0,1/-1 12:23
Nov 18	@ ANA	0-1,7/0 24:13	0-0,4/0 25:39		1-0,3/0 11:48	0-0,0/-1 16:24	0-1,3/0 13:30	0-0,0/-1 13:21
Nov 21	@ LAK	1-1,2/0 18:44	0-0,1/-1 22:11		0-0,2/1 13:40	1-0,4/-1 14:40	0-0,1/2 17:10	0-3,1/2 14:07
Nov 23	@ ARI	1-0,4/2 20:31	0-0,2/1 18:09		DNP	0-0,2/0 12:51	0-0,2/1 18:22	0-0,2/0 15:33
Nov 24	Vs DAL	0-0,2/0 21:05	0-1,3/-1 21:45		DNP	0-0,0/-1 14:04	0-0,0/-1 14:25	0-1,1/1 13:49
Nov 27	@ NSH	INJ	0-0,0/0 22:05		0-0,1/-1 07:44	0-0,2/0 14:11	0-0,0/-1 17:46	0-0,0/-1 11:04
Nov 28	Vs PIT	INJ	1-0,6/4 24:51		0-1,2/1 07:38	0-1,3/1 15:05	0-0,0/2 20:00	0-0,0/0 11:54
Nov 30	Vs STL	INJ	0-0,0/0 10:22	0-0,1/0 09:43	0-0,3/0 08:28	0-0,0/1 14:29	0-0,0/1 19:54	0-0,2/-1 13:18
Dec 2	@ DET	INJ	0-0,1/1 29:22	0-0,1/0 10:06	0-0,3/0 11:35	0-0,1/0 14:20	0-0,1/0 17:29	0-0,1/0 10:57
Dec 4	@ PIT	1-0,5/-3 24:10	0-0,2/-1 23:37		DNP	0-1,4/0 10:33	0-0,0/-1 13:02	0-0,0/-2 11:25
Dec 6	@ FLA	0-0,3/1 20:29	0-0,1/2 20:40		DNP	0-0,2/0 12:59	0-1,2/1 18:25	0-0,0/0 14:59
Dec 8	@ TBL	0-0,1/-4 21:07	0-0,0/0 20:55		DNP	0-0,3/-1 12:31	0-0,1/0 15:48	0-0,0/-1 14:45
Dec 11	Vs EDM	0-1,5/0 21:11	0-0,0/0 20:04		DNP	0-0,4/-1 13:54	0-0,1/0 11:40	INJ
Dec 14	@ STL	0-0,3/-1 23:18	0-0,1/-2 20:01		DNP	1-0,3/0 12:34	0-0,1/1 15:46	INJ
Dec 15	Vs DAL	0-1,1/0 21:22	0-1,1/1 19:07		MIN	0-0,1/0 14:43	1-0,4/0 16:12	INJ
Dec 17	Vs NYI	0-1,1/-2 23:52	0-0,3/0 20:21		MIN	0-0,3/0 13:03	0-0,1/0 14:42	INJ
Dec 19	Vs MTL	0-0,3/1 22:19	0-0,1/0 24:43		MIN	0-0,0/0 10:12	0-0,1/0 15:55	0-0,2/0 11:24
Dec 21	Vs CHI	0-0,1/1 23:20	0-0,3/0 27:03		MIN	0-0,1/0 10:09	0-0,0/-1 12:08	0-1,2/0 13:26
Dec 22	@ ARI	0-0,4/0 22:48	0-1,2/0 19:12		MIN	0-1,2/1 16:37	0-0,5/-1 13:49	2-0,2/1 18:53
Dec 27	@ VEG	0-0,1/0 23:11	0-0,1/-2 23:12		MIN	0-0,4/0 10:22	0-0,2/0 12:28	0-0,2/-1 15:06
Dec 29	Vs CHI	0-1,3/0 25:01	0-0,0/-1 21:15		MIN	0-1,0/1 09:28	0-0,2/0 11:39	0-0,2/1 14:25
Dec 31	Vs LAK	0-1,4/2 24:45	0-0,2/-2 26:34		MIN	0-0,0/0 11:15	0-0,1/0 11:45	0-0,2/0 15:36
Jan 2	Vs SJS	1-0,2/-1 23:38	0-0,2/-1 24:03		MIN	DNP	1-0,4/1 14:32	0-2,3/0 16:59
Jan 4	Vs NYR	0-3,5/1 23:11	0-1,3/1 21:32		MIN	0-0,1/0 13:55	0-0,2/-1 13:34	1-0,3/2 16:30
Jan 8	@ WPG	0-2,6/-1 24:14	0-1,2/0 23:54		MIN	0-0,3/-1 11:35	0-1,4/0 13:38	0-0,0/1 15:18
Jan 9	@ CGY	0-0,3/0 28:41	1-0,2/0 21:31		MIN	0-0,0/-1 10:19	0-1,0/0 13:57	0-0,0/-2 16:11
Jan 12	@ MTL	0-0,3/-1 22:44	0-0,4/-1 23:47		MIN	0-0,0/-1 09:50	0-0,0/-1 13:09	INJ
Jan 14	@ TOR	0-1,1/1 21:37	0-0,5/2 23:53		MIN	0-0,0/-1 09:36	1-0,2/1 15:18	INJ
Jan 16	@ OTT	0-1,4/-2 25:21	0-0,4/-2 21:59		MIN	0-0,0/-1 09:30	0-0,1/-2 13:52	INJ
Jan 19	Vs LAK	0-4,2/3 21:22	0-0,0/0 02:01		MIN	0-0,2/0 13:06	0-2,3/2 14:07	1-0,4/2 13:06
Jan 21	Vs NSH	0-0,0/-2 23:23	INJ		MIN	0-0,1/0 12:30	0-0,1/0 12:19	1-0,2/0 13:59
Jan 23	Vs MIN	1-0,4/0 22:45	INJ		MIN	0-0,0/-1 10:42	0-1,0/1 15:28	0-0,0/-1 11:14
Feb 2	Vs VAN	0-0,3/-2 22:23	0-0,2/-2 21:54		MIN	0-0,1/0 08:18	1-0,3/0 10:51	0-0,0/0 13:30
Feb 5	Vs CBJ	0-0,3/-2 21:03	1-1,2/2 21:49		MIN	0-0,2/1 11:24	0-0,1/0 14:12	0-0,0/-1 13:41
Feb 7	@ WSH	0-1,1/-1 21:32	0-0,5/2 22:16		MIN	0-0,2/0 06:32	0-1,2/-2 14:49	0-0,2/1 15:14
Feb 9	@ NYI	0-0,3/-1 23:52	1-1,4/1 25:12		MIN	0-0,0/0 08:22	0-0,1/0 17:12	0-0,1/2 13:59
Feb 10	@ BOS	0-0,2/0 21:07	0-0,2/-1 28:07		MIN	0-0,1/0 08:58	0-0,4/-2 17:21	0-0,2/0 12:50
Feb 12	Vs TOR	0-0,4/-1 22:41	0-0,4/-1 22:33		MIN	0-0,0/1 10:30	0-0,2/0 13:41	0-0,2/0 17:59
Feb 14	@ WPG	0-0,2/-1 21:06	0-1,2/4 22:19		MIN	1-0,3/2 08:32	0-1,2/0 17:32	0-0,0/0 20:03
Feb 16	Vs STL	0-0,5/-3 22:10	0-0,1/-1 26:08		MIN	0-0,0/0 11:26	0-0,3/0 12:31	0-0,2/-1 13:48
Feb 18	Vs VEG	0-0,5/1 19:38	0-0,1/1 20:22		MIN	0-0,1/0 18:09	1-0,2/1 17:40	0-0,0/0 19:59
Feb 20	Vs WPG	0-1,5/1 18:15	0-0,1/2 18:59		MIN	0-2,0/2 16:49	1-0,3/2 15:08	0-0,0/2 17:33
Feb 22	@ CHI	0-0,1/1 21:40	0-0,0/0 20:49		MIN	0-1,0/1 12:19	0-1,2/1 18:02	0-2,1/2 18:17
Feb 23	@ NSH	0-1,3/0 18:59	0-0,0/1 22:56		MIN	0-1,1/1 11:08	0-0,1/0 14:24	1-2,1/1 16:27
Feb 25	Vs FLA	0-2,1/0 18:58	0-0,2/0 22:39		MIN	0-0,2/-1 09:35	0-0,3/0 12:31	0-0,2/0 17:56
Feb 27	Vs VAN	0-0,2/-1 19:05	0-0,2/0 24:11		MIN	0-1,2/1 09:34	0-0,2/0 15:55	0-0,2/0 15:03
Mar 1	@ SJS	0-0,4/1 19:36	0-0,2/-3 19:03		MIN	0-0,1/0 12:02	0-0,3/0 12:20	0-1,0/0 14:56
Mar 3	@ ANA	0-0,3/-1 23:03	0-0,2/0 24:17		MIN	0-0,1/0 08:07	0-0,1/0 13:50	0-0,2/-1 12:55
Mar 5	Vs DET	1-1,4/2 22:28	0-0,1/0 22:33		MIN	0-0,0/-1 09:31	0-0,2/0 13:08	0-0,0/0 08:47
Mar 7	@ DAL	0-0,5/-2 23:48	0-0,1/-1 23:54		MIN	0-0,0/0 09:51	0-0,0/-2 12:12	0-0,1/0 12:45
Mar 9	Vs BUF	0-1,4/0 21:39	0-1,4/2 19:13		MIN	0-0,2/1 08:17	0-0,0/0 14:11	0-0,1/0 13:36
Mar 11	Vs CAR	0-0,5/-2 23:10	0-0,0/-1 20:40		MIN	0-0,1/0 07:39	0-0,2/-1 13:13	0-0,3/0 17:44
Mar 15	Vs ANA	0-1,0/-2 22:10	0-0,0/-2 23:03		MIN	1-0,2/1 07:35	0-0,3/0 15:26	0-0,1/1 14:37
Mar 17	Vs NJD	2-0(W),4/2 19:02	0-0,0/0 18:03		MIN	0-2,1/2 09:42	0-0,2/0 14:16	0-0,0/1 16:20
Mar 19	@ MIN	1-0,5/2 19:59	0-0,1/0 23:19		MIN	0-0,2/0 07:29	0-0,3/0 15:16	0-0,2/0 14:44
Mar 21	@ DAL	1-0(W),4/1 19:53	1-0,2/1 20:36		MIN	0-0,0/0 10:28	0-0,1/0 14:59	0-0,5/0 18:55
Mar 23	Vs CHI	0-0,1/0 18:11	0-1,1/1 23:30		MIN	1-0(W),1/0 12:46	0-0,0/-1 14:55	0-1,1/0 18:59
Mar 24	@ CHI	0-1,3/-1 19:41	0-0,1/0 21:35		MIN	0-0,3/0 12:45	0-0,0/0 17:34	1-0,1/-1 21:37
Mar 27	Vs VEG	1-2,2/1 22:24	0-0,0/0 22:39		MIN	0-0,2/1 11:57	1-0,1/-2 14:32	0-1,1/0 19:07
Mar 29	Vs ARI	0-0,5/-1 24:56	0-0,1/0 26:45		MIN	0-0,1/0 08:52	0-0,1/0 14:53	0-1,1/-1 18:40
Apr 1	@ STL	0-0,3/-1 24:38	0-0,1/0 21:14		MIN	0-0,2/0 13:36	0-1,2/1 15:23	1-0,1/0 17:59
Apr 2	Vs EDM	1-1,4/5 23:53	0-1,0/-1 18:38		MIN	0-1,1/1 10:23	0-1,1/2 13:00	2-0(W),4/2 18:27
Apr 4	Vs WPG	1-0,3/0 23:58	1-0(W),4/2 17:43		MIN	0-0,3/-1 07:33	0-0,0/0 13:45	0-0,2/0 19:07
Apr 6	@ SJS	0-0,1/-2 24:58	0-1,0/1 16:43		MIN	0-0,2/1 10:12	0-0,3/-2 14:14	0-0,1/-1 21:08

# PLAYER GAME-BY-GAME STATISTICS

## 2018-19 COLORADO AVALANCHE

Skaters: Goals-Assists (GW or GT, Shots / (+/-), TOI) Goalies: GA/Shots, Decision, Minutes Played

Date	Opp.	DRIES #15	ZADOROV #16	JOST #17	BRASSARD #18	WILSON #22	GREER #24	O'CONNOR #25
Oct 4	Vs MIN	0-0,2/0 05:13	0-0,3/1 16:25	0-0,0/0 12:32		0-0,2/0 10:00		
Oct 6	Vs PHI	0-0,2/0 06:44	0-0,0/-2 13:15	0-0,0/0 18:31		2-0,2/0 12:36		
Oct 9	@ CBJ	0-0,0/0 07:01	0-0,1/-2 14:59	0-0,2/-1 15:00		0-0,1/-1 14:47		
Oct 11	@ BUF	DNP	0-0,0/0 15:55	1-0,3/1 16:22		1-0(W),5/0 10:36		
Oct 13	Vs CGY	MIN	0-0,0/-1 17:17	0-0,2/0 13:36		0-0,1/-1 11:51		
Oct 16	@ NYR	0-0,2/0 08:39	0-0,0/0 16:31	0-1,1/-1 17:02		0-0,0/-1 12:44		
Oct 18	@ NJD	DNP	0-0,2/-1 15:40	0-0,0/0 14:22		0-0,0/0 12:09		
Oct 20	@ CAR	MIN	0-1,0/2 15:08	0-0,0/0 13:24		0-0,3/0 10:18		
Oct 22	@ PHI	MIN	0-0,3/2 18:17	0-0,1/-1 11:16		0-0,1/0 12:09		
Oct 24	Vs TBL	MIN	0-0,0/0 13:29	0-0,0/0 12:47		0-0,0/0 12:56		
Oct 26	Vs OTT	MIN	0-0,1/-1 16:49	0-0,0/0 07:46		0-0,4/0 13:37		
Oct 27	@ MIN	MIN	0-0,0/1 08:16	INJ		0-0,2/0 11:45		
Nov 1	@ CGY	1-1,1/2 10:11	0-0,2/0 17:25	INJ		1-1,1/1 15:25		
Nov 2	@ VAN	1-0,4/0 13:32	1-0,2/3 19:51	INJ		0-2,3/1 13:31	0-0,0/0 05:06	
Nov 7	Vs NSH	0-0,2/0 13:04	0-0,2/0 17:25	INJ		0-0,2/-1 14:22	MIN	
Nov 9	@ WPG	0-0,2/-2 15:05	0-1,2/1 12:58	1-0,1/0 11:50		0-0,2/0 16:51	DNP	
Nov 11	@ EDM	0-0,2/0 12:01	0-0,2/0 16:42	0-0,2/0 15:33		0-0,2/0 14:00	DNP	
Nov 14	Vs BOS	0-1,0/1 09:55	0-0,0/1 07:22	1-0,3/0 15:31		0-0,1/0 13:08	MIN	
Nov 16	Vs WSH	0-0,2/0 12:20	DNP	0-1,0/-1 12:26		1-0,1/0 14:00	MIN	
Nov 18	@ ANA	0-0,1/-1 13:08	0-0,1/0 14:34	0-0,0/0 13:49		INJ	MIN	
Nov 21	@ LAK	0-0,0/-2 09:57	1-0,2/2 17:13	0-2,2/2 14:59		1-0(W),4/1 13:58	MIN	
Nov 23	@ ARI	0-0,1/0 12:35	0-0,0/1 16:42	0-0,3/0 14:09		0-0,3/0 14:53	MIN	
Nov 24	Vs DAL	0-0,2/0 08:38	0-0,3/2 14:30	0-1,4/1 15:19		0-0,0/0 14:57	MIN	
Nov 27	@ NSH	DNP	0-0,1/0 20:07	1-0(W),2/-1 11:55		0-0,1/-1 12:24	MIN	
Nov 28	Vs PIT	DNP	0-0,1/0 19:06	0-1,1/1 15:06		1-0,1/1 10:20	MIN	
Nov 30	Vs STL	MIN	1-0,1/0 23:22	0-0,1/-1 11:03		0-0,2/0 15:17	MIN	
Dec 2	@ DET	MIN	0-0,1/0 19:45	0-0,3/0 12:21		0-0,1/0 11:39	MIN	
Dec 4	@ PIT	MIN	0-0,4/0 15:07	0-0,2/-1 15:07		0-0,1/-1 17:26	MIN	
Dec 6	@ FLA	MIN	0-0,1/2 16:05	0-0,5/0 14:08		0-1,2/0 13:55	MIN	
Dec 8	@ TBL	MIN	0-0,1/0 13:58	0-0,0/-1 16:50		0-0,0/-1 14:31	MIN	
Dec 11	Vs EDM	MIN	0-0,4/-2 18:46	0-0,3/0 15:30		1-0,3/0 15:24	0-0,0/-1 06:27	
Dec 14	@ STL	MIN	0-0,1/-1 14:22	0-1,3/1 12:38		0-0,1/-1 13:51	0-0,0/-1 06:00	
Dec 15	Vs DAL	MIN	0-0,1/1 14:53	0-0,2/-2 16:27		0-0,1/-2 10:51	0-0,0/0 05:28	
Dec 17	Vs NYI	0-0,1/0 05:48	0-0,0/0 14:07	0-0,1/-1 13:54		0-0,1/0 10:20	MIN	
Dec 19	Vs MTL	DNP	0-0,1/0 07:03	0-0,0/0 09:33		0-0,2/0 12:21	MIN	
Dec 21	Vs CHI	MIN	INJ	0-0,2/-1 13:22		0-1,1/0 07:10	MIN	
Dec 22	@ ARI	INJ	INJ	0-0,0/-1 12:00		INJ	0-0,0/-1 06:21	
Dec 27	@ VGK	0-0,2/0 05:11	0-0,2/0 11:22	0-0,1/0 11:22		INJ	MIN	
Dec 29	Vs CHI	0-0,1/0 09:44	INJ	0-0,1/0 07:37		INJ	MIN	
Dec 31	Vs LAK	0-0,2/0 07:33	INJ	0-0,0/0 12:40		INJ	MIN	0-0,0/0 05:51
Jan 2	Vs SJS	0-0,0/-1 05:21	INJ	2-0,3/1 11:47		INJ	MIN	0-0,0/-1 06:31
Jan 4	Vs NYR	0-0,3/0 09:35	INJ	0-1,0/2 15:41		INJ	MIN	0-0,1/0 09:20
Jan 8	@ WPG	0-0,1/-2 09:00	INJ	0-0,1/0 12:53		INJ	MIN	0-0,0/-1 07:38
Jan 9	@ CGY	0-0,1/-1 04:46	INJ	0-1,3/0 12:01		INJ	MIN	0-0,0/0 04:44
Jan 12	@ MTL	0-0,0/0 07:06	INJ	0-0,3/-1 11:04		0-0,2/0 09:45	MIN	MIN
Jan 14	@ TOR	0-0,0/-1 09:18	0-0,4/0 20:05	0-0,2/-1 07:47		0-1,1/0 12:36	MIN	MIN
Jan 16	@ OTT	0-0,1/0 07:56	1-0,1/1 19:59	0-0,1/-1 08:27		0-0,1/-1 10:22	MIN	MIN
Jan 19	Vs LAK	1-0,3/1 14:21	0-0,1/3 24:57	MIN		1-0,2/1 15:34	MIN	MIN
Jan 21	Vs NSH	0-0,1/0 08:02	0-0,1/-2 16:56	MIN		0-0,3/-1 15:20	MIN	MIN
Jan 23	Vs MIN	0-0,1/0 08:27	0-0,1/0 25:53	MIN		0-1,0/-1 13:32	MIN	MIN
Feb 2	Vs VAN	0-0,2/0 09:07	0-1,3/0 19:04	MIN		0-0,2/-1 19:00	MIN	MIN
Feb 5	Vs CBJ	0-1,0/1 08:40	1-0,2/-2 17:21	MIN		0-0,2/0 14:49	MIN	MIN
Feb 7	@ WSH	0-0,0/0 06:37	0-0,0/-2 16:04	MIN		1-0,5/1 13:32	0-0,1/0 04:11	MIN
Feb 9	@ NYI	0-0,0/0 09:57	0-0,1/1 12:50	MIN		0-1,1/0 13:39	0-0,1/0 07:50	MIN
Feb 10	@ BOS	0-0,1/0 07:52	0-0,0/0 17:43	MIN		0-0,0/0 06:51	0-0,0/0 06:41	MIN
Feb 12	Vs TOR	0-0,0/0 11:01	0-0,2/1 18:21	0-0,1/1 14:54		INJ	0-0,0/0 08:08	MIN
Feb 14	@ WPG	INJ	0-0,0/0 19:22	0-0,1/0 09:44		INJ	0-1,3/1 06:54	MIN
Feb 16	Vs STL	DNP	0-0,3/0 20:12	0-0,0/0 13:54		INJ	0-0,0/-1 06:46	MIN
Feb 18	Vs VGK	MIN	0-0,2/0 19:08	1-0(W),2/1 14:30		INJ	0-0,0/0 04:00	MIN
Feb 20	Vs WPG	MIN	0-0,0/1 14:58	1-2,3/3 13:20		INJ	1-0,1/1 07:07	MIN
Feb 22	@ CHI	MIN	0-0,0/0 20:16	0-0,1/0 12:43		INJ	0-0,2/0 05:13	MIN
Feb 23	@ NSH	0-0,0/0 11:13	1-1,1/2 19:42	0-0,1/0 12:04		INJ	0-0,1/0 07:49	MIN
Feb 25	Vs FLA	0-0,0/0 06:14	0-0,1/1 17:11	1-0,5/2 15:41	1-0,3/1 13:20	INJ	MIN	MIN
Feb 27	Vs VAN	0-0,1/0 08:15	0-0,4/0 22:14	0-0,1/-1 12:37	0-0,2/-1 15:13	0-1,1/1 09:30	MIN	MIN
Mar 1	@ SJS	0-0,0/0 06:24	1-0,5/1 21:42	0-0,1/0 11:48	0-0,0/-1 14:49	0-0,0/0 11:18	MIN	MIN
Mar 3	@ ANA	DNP	0-0,0/0 18:28	0-0,0/0 11:36	1-0,2/0 14:01	0-0,0/0 08:24	MIN	MIN
Mar 5	Vs DET	0-0,0/-2 07:26	0-0,2/-1 15:26	0-0,0/-1 10:22	0-0,2/-1 13:56	0-1,1/1 15:13	MIN	MIN
Mar 7	@ DAL	DNP	INJ	0-0,0/-1 10:57	0-0,1/-2 17:55	0-0,0/-1 13:34	MIN	MIN
Mar 9	Vs BUF	MIN	0-0,2/0 19:31	0-0,5/0 13:26	0-0,5/0 19:25	0-0,1/0 16:53	MIN	MIN
Mar 11	Vs CAR	MIN	0-0,0/0 16:17	0-0,2/0 14:27	0-0,2/-2 20:09	0-0,5/-1 15:25	MIN	MIN
Mar 15	Vs ANA	MIN	0-0,5/0 17:25	0-1,3/1 13:36	0-0,2/-2 20:14	0-0,2/-1 14:06	MIN	MIN
Mar 17	Vs NJD	MIN	0-0,1/1 15:01	0-0,3/0 14:36	0-0,1/0 17:49	0-0,3/1 13:45	MIN	MIN
Mar 19	@ MIN	MIN	0-0,0/1 16:06	1-0(W),5/1 12:57	0-0,0/1 16:36	0-1,3/2 17:41	DNP	MIN
Mar 21	@ DAL	MIN	0-0,2/0 18:42	0-0,3/0 12:26	0-0,0/2 15:26	0-1,1/0 16:28	MIN	MIN
Mar 23	Vs CHI	MIN	0-0,3/1 16:22	0-0,3/-1 14:30	1-0,1/0 13:52	1-1,1/0 19:01	MIN	MIN
Mar 24	@ CHI	MIN	0-0,0/0 15:38	0-0,3/0 15:55	0-0,0/0 14:23	0-0,0/0 17:48	DNP	MIN
Mar 27	Vs VGK	MIN	0-1,2/1 16:36	0-1,1/2 13:39	0-0,3/-1 11:33	0-0,2/1 18:15	MIN	MIN
Mar 29	Vs ARI	MIN	0-0,2/-1 17:28	0-0,1/0 09:55	1-0,3/0 09:55	0-1,1/0 16:43	MIN	MIN
Apr 1	@ STL	MIN	0-0,2/1 22:18	0-0,1/-1 10:51	0-0,0/0 14:34	0-0,3/1 16:34	MIN	MIN
Apr 2	Vs EDM	MIN	0-1,2/3 20:57	0-1,1/2 11:33	0-0,0/1 12:48	1-0,3/-1 15:01	MIN	MIN
Apr 4	Vs WPG	MIN	0-1,0/0 18:44	0-1,1/0 09:17	0-0,3/1 13:01	0-1,1/0 13:40	MIN	MIN
Apr 6	@ SJS	MIN	0-0,2/-1 21:55	1-0,2/1 11:36	0-0,2/-3 10:53	0-0,0/-1 11:13	MIN	MIN



# PLAYER GAME-BY-GAME STATISTICS

## 2018-19 COLORADO AVALANCHE

Skaters: Goals-Assists (GW or GT, Shots / +/-), TOI    Goalies: GA/Shots, Decision, Minutes Played

Date	Opp.	AGOZZINO #26	GRAVES #27	COLE #28	MacKINNON #29	SODERBERG #34	COMPHER #37	BARBERIO #44
Oct 4	Vs MIN			0-0,1/1 19:37	1-0(W),8/1 22:32	1-1,2/1 16:33	1-0,4/0 10:37	
Oct 6	Vs PHI			0-0,2/1 19:38	1-1,7/1 23:55	0-1,0/0 15:01	1-0,2/1 10:57	0-0,1/-1 13:55
Oct 9	@ CBJ			0-0,2/-2 18:13	1-0,4/-2 20:46	1-0,2/0 16:43	0-0,1/-1 14:12	0-0,0/-1 14:52
Oct 11	@ BUF			0-0,0/0 21:38	2-0,4/2 19:20	1-0,3/1 14:24	0-1,1/-1 14:17	DNP
Oct 13	Vs CGY			0-1,0/0 17:51	1-0,3/0 22:25	0-0,3/-2 15:33	1-0,2/1 13:44	DNP
Oct 16	@ NYR			0-0,0/0 21:46	1-0,3/1 22:33	0-0,1/0 15:27	INJ	DNP
Oct 18	@ NJD			0-2,0/3 17:29	0-3,5/2 21:42	0-0,4/0 16:58	INJ	DNP
Oct 20	@ CAR			0-0,1/0 18:07	1-2,5/2 20:58	0-0,1/-1 16:21	INJ	DNP
Oct 22	@ PHI			0-0,2/0 19:56	0-1,1/2 19:51	0-1,0/1 16:09	INJ	DNP
Oct 24	Vs TBL			0-0,2/0 18:12	0-0,4/0 22:45	0-0,1/0 17:58	INJ	DNP
Oct 26	Vs OTT			0-0,2/1 20:43	1-2,5/3 23:48	1-0,4/-2 16:41	INJ	DNP
Oct 27	@ MIN			0-0,1/-1 19:10	0-0,3/0 24:24	0-0,4/0 18:32	INJ	1-0,1/0 15:38
Nov 1	@ CGY			0-1,0/3 13:14	0-0,4/-3 23:18	1-0,5/1 14:44	INJ	0-0,0/-3 17:43
Nov 2	@ VAN			1-0,2/0 22:36	2-1,8/-1 23:56	0-0,1/1 15:40	INJ	DNP
Nov 7	Vs NSH			0-0,2/-1 20:12	0-1,4/-2 24:28	0-0,0/0 15:08	INJ	DNP
Nov 9	@ WPG			0-0,1/1 20:11	0-0,3/-2 23:21	0-1,1/0 17:33	INJ	DNP
Nov 11	@ EDM			0-0,1/1 20:48	0-2,4/2 18:52	1-1(W),3/1 16:32	INJ	DNP
Nov 14	Vs BOS			0-1,1/0 26:05	1-1(W),2/1 22:08	0-1,1/1 16:47	INJ	0-0,2/0 17:44
Nov 16	Vs WSH			0-1,3/1 19:31	0-0,3/-1 21:55	1-0,1/2 18:16	INJ	0-0,0/0 13:32
Nov 18	@ ANA			0-0,0/0 24:16	1-2,7/1 25:43	0-0,4/-1 18:36	INJ	DNP
Nov 21	@ LAK			0-0,1/0 20:37	1-1,4/0 18:12	0-2,2/-1 14:51	INJ	DNP
Nov 23	@ ARI			0-1,0/2 19:36	0-2,2/2 19:32	0-0,3/0 16:56	2-0(W),3/2 13:33	DNP
Nov 24	Vs DAL			0-0,2/1 21:44	1-1,6/1 22:23	0-0,0/-1 15:35	1-0,3/1 13:04	DNP
Nov 27	@ NSH			0-0,1/0 21:27	2-0,7/1 21:24	0-1,0/-1 17:15	0-1,0/-1 12:48	0-0,1/-1 15:44
Nov 28	Vs PIT			0-0,0/-1 22:38	1-3,2/2 20:55	1-0,1/1 14:45	0-0,0/-1 12:22	0-0,0/2 15:46
Nov 30	Vs STL			0-0,2/0 25:03	0-0,3/-1 22:57	0-1,3/1 17:34	0-0,0/0 14:19	INJ
Dec 2	@ DET			0-0,0/1 22:09	1-1(W),6/1 21:11	0-0,0/0 15:41	0-0,0/0 13:45	INJ
Dec 4	@ PIT			0-1,3/-2 20:23	0-0,2/-1 21:52	1-0,4/0 12:31	1-0,4/-1 17:37	INJ
Dec 6	@ FLA			0-0,0/2 20:32	0-1,3/3 19:26	1-1,2/1 17:47	1-0(W),4/1 13:47	INJ
Dec 8	@ TBL			0-0,2/-4 22:13	1-0,5/0 19:38	0-0,4/-2 17:04	0-0,3/-1 16:53	INJ
Dec 11	Vs EDM			0-0,1/-1 20:11	0-2,5/1 23:41	0-0,4/0 16:36	0-0,0/-1 15:01	INJ
Dec 14	@ STL			0-0,1/-1 22:42	0-1,6/-2 25:47	0-1,3/1 17:23	1-1,1/1 16:12	INJ
Dec 15	Vs DAL			0-0,0/0 18:19	1-3,7/2 19:58	0-0,1/-2 18:10	0-1,4/-1 18:14	INJ
Dec 17	Vs NYI			0-0,0/-1 17:52	0-1,6/-2 22:23	0-0,1/0 16:06	0-0,2/-1 21:20	INJ
Dec 19	Vs MTL			0-0,1/1 22:20	0-2,2/2 20:54	0-0,1/0 18:27	0-0,1/0 14:08	INJ
Dec 21	Vs CHI			0-0,3/0 20:47	0-0,8/0 22:55	1-0,3/-2 18:07	1-0,3/-1 19:52	INJ
Dec 22	@ ARI			0-0,1/1 22:52	1-0,2/-1 21:51	0-0,0/-2 15:43	0-2,2/0 19:32	INJ
Dec 27	@ VGK	0-0,2/0 08:26		0-0,2/0 23:16	0-1,7/-1 23:15	0-0,0/0 16:13	1-0,1/-1 19:43	INJ
Dec 29	Vs CHI	0-0,0/0 10:32		0-0,0/0 24:11	1-0,7/0 23:43	0-0,2/0 15:09	0-0,5/0 20:35	INJ
Dec 31	Vs LAK	0-0,0/0 08:59		0-0,1/0 22:02	1-0,4/1 21:53	1-0,4/0 18:40	0-0,1/1 21:00	INJ
Jan 2	Vs SJS	0-0,1/2 10:20		0-0,1/0 20:03	0-1,5/1 23:19	0-0,1/-1 18:18	0-0,4/0 19:59	INJ
Jan 4	Vs NYR	1-0,2/1 11:36		0-0,0/-1 20:01	1-2,8/1 21:09	0-0,3/-1 15:27	0-1,2/2 23:01	INJ
Jan 8	@ WPG	1-0,2/0 11:06		0-0,2/-1 17:16	0-0,2/-1 22:20	1-1,3/2 14:45	0-0,2/0 20:23	INJ
Jan 9	@ CGY	0-0,0/-1 09:19		0-0,1/1 22:20	1-0,6/2 25:37	0-0,0/0 15:45	0-0,0/-2 21:19	INJ
Jan 12	@ MTL	0-0,0/0 09:32		0-0,1/0 18:19	0-0,1/-1 24:08	0-0,4/-2 17:15	0-0,2/-1 19:43	0-0,0/-1 15:40
Jan 14	@ TOR	DNP		0-1,3/3 20:34	0-0,4/2 21:15	3-0(W),5/2 16:22	0-0,1/1 17:10	0-0,1/1 15:42
Jan 16	@ OTT	DNP		0-0,2/-2 16:00	1-1,3/-1 23:48	0-0,2/-1 17:53	0-0,2/-2 17:44	0-0,1/-1 14:36
Jan 19	Vs LAK	MIN		0-0,1/1 23:36	0-2,2/1 14:52	1-1,5/2 18:08	0-0,2/1 17:17	DNP
Jan 21	Vs NSH	MIN		0-0,3/0 22:50	0-0,2/-2 21:06	0-0,6/-2 19:10	0-0,1/-2 19:05	0-0,4/-1 11:50
Jan 23	Vs MIN	0-0,2/-1 16:08		0-0,1/-1 17:47	0-1,1/0 18:39	1-0,3/-1 16:51	0-0,1/-1 17:43	INJ
Feb 2	Vs VAN	MIN		0-0,2/-2 21:52	0-0,4/-2 21:45	0-0,1/-1 16:23	0-0,1/0 15:04	INJ
Feb 5	Vs CBJ	MIN		0-0,2/0 18:08	0-1,2/-2 21:52	0-0,1/-2 17:23	0-0,1/-1 16:44	INJ
Feb 7	@ WSH	MIN		0-0,0/0 18:36	1-0,6/1 23:29	0-0,2/-2 15:38	0-0,2/0 17:51	INJ
Feb 9	@ NYI	0-0,2/0 12:44		INJ	0-0,3/0 19:30	1-2,1/1 17:59	1-0,2/0 15:44	INJ
Feb 10	@ BOS	0-0,0/0 11:07		INJ	1-0,6/1 22:44	0-0,2/-1 19:56	0-1,3/0 19:40	INJ
Feb 12	Vs TOR	1-0,3/0 14:14		INJ	0-0,2/-1 19:50	0-0,7/1 16:06	0-0,1/0 15:54	INJ
Feb 14	@ WPG	0-0,0/1 13:14		INJ	0-1,7/1 20:43	0-0,2/-1 19:16	1-0,1/1 14:57	INJ
Feb 16	Vs STL	0-0,0/-1 12:18		INJ	0-0,4/-2 20:17	0-0,4/-1 19:39	0-0,2/-1 19:42	DND
Feb 18	Vs VGK	1-1,1/2 06:27		INJ	0-1,4/1 19:33	0-0,2/0 19:24	0-0,1/1 10:57	DNP
Feb 20	Vs WPG	0-0,2/1 10:57		INJ	1-0,5/0 22:14	1-2,5/4 19:52	0-1,3/1 14:53	DNP
Feb 22	@ CHI	0-0,0/0 06:42		INJ	0-0,6/0 22:02	2-0,5/3 18:50	2-0(W),3/1 18:05	DNP
Feb 23	@ NSH	0-0,0/0 10:54		INJ	2-1(W),6/1 19:53	0-2,2/2 17:25	0-0,1/1 15:55	DNP
Feb 25	Vs FLA	MIN		0-1,1/-1 14:16	0-0,4/0 21:56	0-0,3/-1 17:44	0-1,1/0 17:27	INJ
Feb 27	Vs VAN	MIN		0-0,2/-1 12:15	1-0,6/1 23:29	0-0,5/-1 18:44	0-0,2/-2 17:24	INJ
Mar 1	@ SJS	MIN		DNP	0-1,1/1 20:16	0-1,2/0 23:24	0-0,1/-1 18:29	INJ
Mar 3	@ ANA	MIN		DNP	0-0,0/0 07:21	0-0,2/0 24:11	0-1,0/-1 18:41	INJ
Mar 5	Vs DET	MIN		DNP	0-0,2/-1 17:27	1-1(W),4/2 24:35	1-0,3/1 17:16	INJ
Mar 7	@ DAL	0-0,1/-1 07:38		0-0,0/-2 20:11	0-0,4/-2 23:53	0-0,1/-1 17:54	0-0,2/-1 17:16	INJ
Mar 9	Vs BUF	0-0,0/0 07:52		DNP	0-0,3/0 18:30	1-2(W),3/2 22:23	0-0,5/1 17:39	INJ
Mar 11	Vs CAR	0-0,0/0 07:59		DNP	0-0,0/-1 18:51	0-0,7/-2 21:54	0-0,3/-1 19:18	INJ
Mar 15	Vs ANA	0-0,2/0 07:55		DNP	0-1,2/1 17:42	1-1,7/-2 22:32	0-0,2/-2 18:10	INJ
Mar 17	Vs NJD	DNP		0-0,1/0 11:21	0-0,2/1 18:24	1-1,6/2 22:02	0-0,0/0 18:51	INJ
Mar 19	@ MIN	DNP		0-0,2/0 06:46	1-1,1/2 14:48	0-0,5/0 23:37	0-1,3/2 20:25	INJ
Mar 21	@ DAL	DNP		0-0,0/0 06:19	0-0,0/1 15:56	0-0,9/1 23:13	0-0,2/0 20:24	INJ
Mar 23	Vs CHI	0-0,0/0 06:55		0-0,0/0 05:59	0-0,0/-1 16:56	0-0,5/2 24:02	1-0,3/2 24:43	INJ
Mar 24	@ CHI	0-0,3/0 06:50		0-0,0/0 04:12	0-0,0/0 18:20	0-1,4/-1 23:56	0-0,0/0 21:14	INJ
Mar 27	Vs VGK	0-0,2/0 05:46		DNP	0-0,2/0 20:35	1-1,4/1 21:18	0-1,1/1 18:21	MIN
Mar 29	Vs ARI	DNP		DNP	0-0,0/-1 18:10	1-0,4/-1 21:47	0-1,2/-1 22:28	MIN
Apr 1	@ STL	DNP		DNP	0-0,0/-2 16:46	0-1,2/0 21:33	0-0,0/0 18:40	DNP
Apr 2	Vs EDM	DNP		DNP	0-1,3/0 18:32	1-0,4/1 18:09	0-0,1/-1 16:55	DNP
Apr 4	Vs WPG	DNP		DNP	0-0,2/-1 19:37	0-1,6/1 26:41	1-0,6/1 17:59	0-0,2/0 20:07
Apr 6	@ SJS	MIN		DNP	0-0,1/-2 16:50	1-0,5/0 24:20	0-0,3/-2 17:09	DNP

# PLAYER GAME-BY-GAME STATISTICS

## 2018-19 COLORADO AVALANCHE

Skaters: Goals-Assists (GW or GT, Shots / (+/-), TOI) Goalies: GA/Shots, Decision, Minutes Played

Date	Opp.	TONINATO #47	GIRARD #49	LINDHOLM #54	DANO #56	BOURQUE #57	NIETO #83	KAMENEV #91
Oct 4	Vs MIN		0-0,1/0 20:47			0-0,0/1 14:30	0-1,1/1 15:15	
Oct 6	Vs PHI		0-1,0/3 22:37			0-0,0/0 09:28	0-0,1/0 11:56	
Oct 9	@ CBJ		0-1,1/0 20:51			0-0,1/0 10:43	0-0,2/-1 10:25	
Oct 11	@ BUF		0-1,2/2 15:20			0-1,2/1 15:15	0-0,0/1 16:15	0-0,0/0 07:02
Oct 13	Vs CGY		0-0,0/0 19:35			0-0,0/-1 11:50	0-0,0/-2 14:27	0-0,0/1 07:51
Oct 16	@ NYR		0-0,2/-1 18:43			0-0,0/0 10:00	0-0,3/0 15:32	0-0,2/0 08:57
Oct 18	@ NJD		0-0,2/1 17:47			0-0,1/-1 11:59	0-0,2/0 13:05	0-0,1/0 12:36
Oct 20	@ CAR		0-0,0/-1 19:52			0-0,1/0 12:18	0-0,3/-1 17:21	0-0,0/0 07:31
Oct 22	@ PHI		0-0,0/0 20:25		0-0,2/-1 09:23	0-0,1/1 13:17	1-0(W),2/1 15:11	DNP
Oct 24	Vs TBL		0-0,2/0 22:18		0-0,0/0 06:36	0-0,1/0 08:30	0-0,0/0 14:27	DNP
Oct 26	Vs OTT		1-0,2/1 20:49		0-0,0/0 07:31	DNP	1-0,2/-1 13:36	0-0,0/0 10:00
Oct 27	@ MIN		0-0,0/0 20:03		0-0,0/1 05:07	0-0,0/1 09:50	0-0,2/-1 12:43	0-1,3/0 08:22
Nov 1	@ CGY		0-0,2/-2 19:23		0-0,0/0 06:48	0-1,1/2 10:58	0-0,0/-1 13:26	1-0,1/0 11:56
Nov 2	@ VAN		0-1,1/0 22:48		DNP	0-1,0/1 13:30	0-0,0/-1 13:35	0-0,0/-1 07:26
Nov 7	Vs NSH		0-1,1/-3 19:56		0-0,1/-1 06:59	0-0,0/0 08:15	0-0,0/0 13:51	0-0,1/0 07:39
Nov 9	@ WPG		0-0,4/-2 21:13		0-0,0/0 06:20	0-0,0/0 12:35	INJ	0-0,0/0 07:55
Nov 11	@ EDM		0-1,4/0 20:42		DNP	0-0,1/-1 11:49	0-0,0/0 12:50	0-0,1/-1 09:57
Nov 14	Vs BOS		0-2,1/2 21:18		DNP	0-0,0/0 09:47	0-0,1/0 10:23	0-0,0/0 09:20
Nov 16	Vs WSH		0-0,0/0 21:20		DNP	0-0,1/0 07:50	INJ	0-0,1/0 10:42
Nov 18	@ ANA		0-0,2/0 21:22		0-0,0/0 06:20	0-0,1/0 09:47	INJ	0-1,1/1 08:35
Nov 21	@ LAK		0-0,2/-1 20:23		DNP	DNP	1-1,2/1 14:34	1-1,2/1 14:34
Nov 23	@ ARI		0-0,0/1 17:36		MIN	DNP	0-1,1/2 12:34	0-0,2/0 12:35
Nov 24	Vs DAL		0-0,1/-1 20:35		MIN	DNP	0-0,0/-1 11:06	0-0,1/0 09:51
Nov 27	@ NSH		0-2,0/0 20:05		MIN	0-0,2/0 11:02	0-0,4/0 14:34	DNP
Nov 28	Vs PIT		1-0,3/1 17:20		MIN	DNP	0-1,1/1 12:27	0-0,1/1 09:51
Nov 30	Vs STL		0-0,3/-1 26:36		MIN	DNP	0-1,1/1 14:12	0-0,2/-1 05:35
Dec 2	@ DET		0-0,2/0 21:03		MIN	0-0,0/0 12:26	0-0,4/0 13:55	DNP
Dec 4	@ PIT		0-0,1/0 17:48		MIN	0-1,1/-1 10:19	1-0,1/1 11:11	0-0,1/-2 09:19
Dec 6	@ FLA		0-0,2/0 17:46		MIN	0-0,1/0 10:44	1-0,2/1 15:01	0-0,2/0 06:02
Dec 8	@ TBL		0-0,1/0 22:12		MIN	DNP	0-0,1/-1 13:58	0-0,0/-1 04:18
Dec 11	Vs EDM		0-0,2/0 17:54		MIN	0-0,0/-1 08:35	0-0,3/0 12:58	INJ
Dec 14	@ STL		0-0,2/1 16:31		MIN	0-0,1/-2 07:43	0-1,0/0 14:24	INJ
Dec 15	Vs DAL		0-0,1/0 18:39		MIN	0-0,2/0 08:30	0-1,2/1 15:20	INJ
Dec 17	Vs NYI		0-0,4/0 20:14		MIN	0-0,0/0 08:46	0-0,1/0 13:01	INJ
Dec 19	Vs MTL		0-0,0/2 19:38		MIN	0-0,0/0 08:56	0-0,4/0 14:49	INJ
Dec 21	Vs CHI		0-0,0/-1 15:30	0-0,0/0 07:18	MIN	0-0,2/0 08:50	0-0,0/-1 15:09	INJ
Dec 22	@ ARI		0-0,1/-1 23:11	0-0,0/-1 07:03	MIN	0-0,1/-1 09:36	0-2,2/-1 12:24	INJ
Dec 27	@ VGK		0-0,0/-2 17:52		MIN	0-0,0/0 09:16	0-0,1/0 13:44	INJ
Dec 29	Vs CHI		0-0,1/0 13:33	MIN	MIN	0-0,0/0 06:53	0-0,1/-1 17:54	INJ
Dec 31	Vs LAK		0-0,1/0 22:02	MIN	MIN	0-0,0/-1 07:11	0-0,0/0 12:38	INJ
Jan 2	Vs SJS		0-1,2/0 22:29	MIN	MIN	0-0,0/0 08:47	0-1,1/1 13:34	INJ
Jan 4	Vs NYR		0-0,1/1 18:02	MIN	MIN	DNP	0-0,4/-1 12:14	INJ
Jan 8	@ WPG		0-0,1/0 20:56	MIN	MIN	DNP	0-0,3/1 14:54	INJ
Jan 9	@ CGY		0-0,0/-2 19:23	MIN	MIN	DNP	0-0,1/0 12:28	INJ
Jan 12	@ MTL		0-0,0/-1 20:32	MIN	MIN	DNP	0-0,0/0 11:37	INJ
Jan 14	@ TOR		0-0,1/-1 14:35	MIN	MIN	DNP	0-0,0/2 14:54	INJ
Jan 16	@ OTT		0-0,2/-1 16:51	MIN	MIN	DNP	0-0,1/-1 13:44	INJ
Jan 19	Vs LAK		0-0,3/1 21:53	MIN	MIN	0-0,1/1 13:10	0-1,1/2 14:23	INJ
Jan 21	Vs NSH		0-1,2/0 19:56	DNP	MIN	0-0,0/0 07:32	0-0,2/0 08:42	INJ
Jan 23	Vs MIN		0-0,2/-1 17:53	MIN	MIN	0-0,1/0 09:59	0-0,0/0 10:52	INJ
Feb 2	Vs VAN		0-0,4/0 15:20	MIN	MIN	0-0,1/0 08:26	0-1,1/0 11:32	INJ
Feb 5	Vs CBJ		1-0,3/0 18:46	MIN	MIN	0-1,0/1 06:58	0-0,0/0 15:10	INJ
Feb 7	@ WSH		0-1,2/2 20:48	DNP	MIN	DNP	0-0,1/-2 14:08	INJ
Feb 9	@ NYI		0-0,2/-1 22:11	DNP	MIN	DNP	0-1,2/1 15:18	INJ
Feb 10	@ BOS		0-0,1/0 20:34	DNP	MIN	DNP	0-0,0/-1 15:01	INJ
Feb 12	Vs TOR		0-2,2/0 18:25	MIN	MIN	DNP	0-0,5/0 15:11	INJ
Feb 14	@ WPG	1-0,1/1 07:33	0-0,1/2 20:45	MIN	MIN	DNP	0-2,1/1 14:51	INJ
Feb 16	Vs STL	0-0,0/-1 05:51	0-0,3/0 21:11	MIN	MIN	DNP	0-0,0/0 14:01	INJ
Feb 18	Vs VGK	MIN	0-0,2/2 21:51	MIN	MIN	DNP	0-1,3/1 17:05	INJ
Feb 20	Vs WPG	MIN	0-0,2/4 22:30	MIN	MIN	DNP	0-2,5/2 14:05	INJ
Feb 22	@ CHI	MIN	0-0,1/2 19:40	MIN	MIN	DNP	0-0,2/0 09:37	INJ
Feb 23	@ NSH	MIN	0-1,1/1 21:01	MIN	MIN	DNP	INJ	INJ
Feb 25	Vs FLA	MIN	0-0,4/0 23:54	MIN	MIN	0-0,0/0 06:37	INJ	INJ
Feb 27	Vs VAN	MIN	0-0,2/-1 21:19	MIN	MIN	DNP	INJ	INJ
Mar 1	@ SJS	MIN	1-0,1/-2 22:22	MIN	MIN	DNP	INJ	INJ
Mar 3	@ ANA	MIN	0-0,0/0 23:07	MIN	MIN	0-0,0/0 04:18	INJ	INJ
Mar 5	Vs DET	MIN	0-0,2/1 22:57	MIN	MIN	DNP	INJ	INJ
Mar 7	@ DAL	MIN	0-0,1/0 21:27	MIN	MIN	DNP	INJ	INJ
Mar 9	Vs BUF	MIN	0-0,3/1 19:16	MIN	MIN	1-0,1/2 09:13	INJ	INJ
Mar 11	Vs CAR	MIN	0-0,2/0 19:47	MIN	MIN	0-0,1/0 08:12	INJ	INJ
Mar 15	Vs ANA	MIN	0-1,4/-1 20:17	MIN	MIN	0-0,0/0 06:40	INJ	INJ
Mar 17	Vs NJD	MIN	0-0,1/0 16:30	MIN	MIN	0-0,3/1 12:32	INJ	INJ
Mar 19	@ MIN	MIN	0-0,0/0 18:33	MIN	MIN	0-0,0/0 09:06	INJ	INJ
Mar 21	@ DAL	MIN	0-2,0/1 18:00	MIN	MIN	0-0,0/0 09:39	INJ	INJ
Mar 23	Vs CHI	MIN	0-1,0/1 18:36	MIN	MIN	0-0,1/0 10:41	INJ	INJ
Mar 24	@ CHI	MIN	0-0,0/0 21:44	MIN	MIN	0-0,0/0 08:07	INJ	INJ
Mar 27	Vs VGK	MIN	0-0,0/-1 18:56	MIN	MIN	1-0(W),3/0 09:11	0-0,2/1 15:37	INJ
Mar 29	Vs ARI	MIN	0-0,0/0 17:49	MIN	MIN	0-0,0/0 08:53	0-0,2/0 13:24	INJ
Apr 1	@ STL	MIN	0-0,0/0 21:13	MIN	MIN	0-0,0/0 07:50	0-0,0/-1 16:13	INJ
Apr 2	Vs EDM	MIN	0-0,1/-1 17:54	MIN	MIN	0-1,1/2 10:25	0-1,0/1 14:37	INJ
Apr 4	Vs WPG	MIN	0-1,0/2 20:12	MIN	MIN	0-0,1/-1 07:06	0-0,1/0 15:06	INJ
Apr 6	@ SJS	MIN	0-2,3/2 18:09	MIN	MIN	0-0,0/1 11:14	0-0,0/-2 13:43	INJ



# PLAYER GAME-BY-GAME STATISTICS

## 2018-19 COLORADO AVALANCHE

Skaters: Goals-Assists (GW or GT, Shots / +/-), TOI    Goalties: GA/Shots, Decision, Minutes Played

Date	Opp.	LANDESKOG #92	RANTANEN #96	VARLAMOV #1	GRUBAUER #31	FRANCOUZ #39
Oct 4	Vs MIN	0-1,0/1 21:43	1-1,4/1 19:59	1/21 W 60:00	DND	
Oct 6	Vs PHI	1-0(W),2/2 19:06	0-1,1/0 20:45	2/37 W 60:00	DND	
Oct 9	@ CBJ	0-0,2/-1 17:37	0-1,2/-1 18:50	DND	4/34 L 59:03	
Oct 11	@ BUF	0-0,4/2 17:19	0-3,1/2 17:13	1/31 W 59:53	DND	
Oct 13	Vs CGY	0-1,3/1 21:25	0-1,4/1 19:45	3/41 O 60:21	DND	
Oct 16	@ NYR	1-1,4/1 20:05	0-1,3/1 21:49	2/43 O 64:59	DND	
Oct 18	@ NJD	3-0(W),5/3 19:53	1-3,3/3 20:14	DND	3/30 W 59:57	
Oct 20	@ CAR	2-0(W),5/1 19:41	0-1,1/2 20:25	DND	1/43 W 59:52	
Oct 22	@ PHI	1-1,3/2 19:19	2-0,3/2 18:54	1/38 W 60:00	DND	
Oct 24	Vs TBL	0-0,2/0 22:46	0-0,1/0 23:10	1/24 L 58:27	DND	
Oct 26	Vs OTT	1-2(W),2/2 23:13	1-3,2/3 22:15	DND	3/24 W 60:00	
Oct 27	@ MIN	1-0,2/0 23:46	0-1,4/0 23:44	2/27 L 57:44	DND	
Nov 1	@ CGY	1-0,1/-3 21:21	0-0,3/-3 20:49	6/37 L 57:11	DND	
Nov 2	@ VAN	0-1,6/0 23:45	0-3,0/-1 24:44	DND	7/37 O 64:38	
Nov 7	Vs NSH	0-0,2/-2 23:59	0-0,1/-2 22:39	3/33 L 59:36	DND	
Nov 9	@ WPG	0-0,1/0 22:49	0-0,2/0 22:49	4/23 L 58:13	DND	
Nov 11	@ EDM	0-1,1/2 19:12	1-1,1/2 18:25	1/27 W 59:40	DND	
Nov 14	Vs BOS	1-0,3/1 21:36	1-2,4/1 20:38	3/23 W 59:57	DND	
Nov 16	Vs WSH	0-0,6/0 21:50	0-0,0/-1 21:00	DND	3/29 O 60:22	
Nov 18	@ ANA	1-1,5/1 25:24	1-2(W),3/1 24:13	DND	3/33 W 64:58	
Nov 21	@ LAK	0-1,3/0 19:03	0-2,1/0 16:22	3/36 W 59:38	DND	
Nov 23	@ ARI	1-1,3/2 18:46	1-1,6/2 19:49	DND	1/38 W 59:46	
Nov 24	Vs DAL	0-1,3/1 21:55	1-1(W),3/1 21:15	2/29 W 60:00	DND	
Nov 27	@ NSH	0-0,1/1 21:07	0-2,1/1 21:18	2/38 W 60:00	DND	
Nov 28	Vs PIT	1-1(W),3/1 21:30	0-2,1/1 22:21	DND	3/25 W 60:00	
Nov 30	Vs STL	0-0,1/0 22:16	1-0,3/-1 21:39	3/37 O 61:20	DND	
Dec 2	@ DET	1-1,2/1 19:13	0-2,1/1 19:03	0/24 W 60:00	DND	
Dec 4	@ PIT	0-1,4/-1 22:24	0-1,5/-1 22:23	6/32 L 57:47	DND	
Dec 6	@ FLA	1-1,3/3 19:55	1-0,2/2 18:01	DND	2/35 W 60:00	
Dec 8	@ TBL	0-1,1/-1 17:06	0-1,6/0 18:19	5/23 L 27:59	2/15 32:01	
Dec 11	Vs EDM	2-2,5/1 22:51	1-3,3/2 23:36	3/18 33:37	3/8 L 23:15	
Dec 14	@ STL	0-0,8/-2 23:33	0-1,6/-2 25:19	DND	4/28 O 61:44	
Dec 15	Vs DAL	2-0(W),5/2 20:38	2-1,4/1 19:16	4/42 W 60:00	DND	
Dec 17	Vs NYI	1-0,4/-2 23:48	0-0,2/-2 23:10	3/20 L 57:47	DND	
Dec 19	Vs MTL	1-0(W),3/2 21:21	1-1,4/2 20:08	DND	1/36 W 60:00	
Dec 21	Vs CHI	0-0,3/0 22:13	0-0,2/0 21:38	DND	2/28 L 59:20	
Dec 22	@ ARI	1-0,1/-2 20:07	0-1,2/-2 20:36	INJ	4/16 28:28	1/22 L 29:15
Dec 27	@ VGK	0-0,2/-2 21:21	0-1,2/-1 21:46	DND	2/43 L 58:08	MIN
Dec 29	Vs CHI	0-1,4/1 22:05	1-0,3/-1 22:33	3/37 O 60:35	DND	MIN
Dec 31	Vs LAK	0-1,1/1 24:29	0-1,1/1 23:34	3/18 O 60:43	DND	MIN
Jan 2	Vs SJS	0-0,4/-1 22:49	0-0,1/0 22:30	INJ	4/14 25:59	1/13 L 31:56
Jan 4	Vs NYR	1-1,4/1 19:25	2-1(W),5/1 18:37	INJ	1/25 W 59:51	DND
Jan 8	@ WPG	2-0,4/-1 20:57	0-1,3/0 21:25	DND	6/20 L 57:42	MIN
Jan 9	@ CGY	0-2,12/0 26:31	1-1,5/1 25:42	4/15 L 58:06	DND	MIN
Jan 12	@ MTL	0-0,3/-2 24:23	0-0,1/-1 22:57	2/30 L 58:53	DND	MIN
Jan 14	@ TOR	1-0,7/2 20:57	1-0,2/2 20:42	3/20 W 59:57	DND	MIN
Jan 16	@ OTT	0-0,3/-1 23:28	0-2,1/0 23:23	4/30 L 56:21	DND	MIN
Jan 19	Vs LAK	1-1(W),4/0 15:06	2-0,3/1 13:30	1/31 W 60:00	DND	MIN
Jan 21	Vs NSH	0-0,3/-2 20:48	0-0,4/-2 21:44	3/26 L 59:36	DND	MIN
Jan 23	Vs MIN	0-0,1/-1 19:39	0-1,3/-1 19:10	DND	5/28 L 60:00	MIN
Feb 2	Vs VAN	0-0,2/-2 21:59	0-0,3/-2 22:16	5/26 L 60:00	DND	MIN
Feb 5	Vs CBJ	0-0,6/-3 21:07	0-0,2/-3 22:08	DND	5/36 L 58:54	MIN
Feb 7	@ WSH	0-2,3/2 23:32	1-0,4/2 22:08	4/42 O 64:12	DND	MIN
Feb 9	@ NYI	0-0,2/0 21:20	0-0,2/0 18:51	4/41 O 62:23	DND	MIN
Feb 10	@ BOS	0-1,10/1 23:24	0-0,1/1 22:17	2/35 O 64:03	DND	MIN
Feb 12	Vs TOR	0-0,0/-1 20:14	0-0,0/-1 20:15	4/17 L 27:08	1/11 32:52	MIN
Feb 14	@ WPG	1-0(W),4/1 22:07	0-1,3/1 19:25	1/25 W 60:00	DND	MIN
Feb 16	Vs STL	0-0,4/-2 21:37	0-0,1/-2 19:09	2/32 L 58:44	DND	MIN
Feb 18	Vs VGK	0-1,6/2 15:54	0-0,3/0 15:54	0/40 W 59:36	DND	MIN
Feb 20	Vs WPG	1-1,3/1 16:39	1-0(W),6/1 14:59	1/27 W 60:00	DND	MIN
Feb 22	@ CHI	1-1,4/2 20:29	0-1,1/0 21:34	3/44 W 59:55	DND	MIN
Feb 23	@ NSH	1-0,2/1 18:24	0-1,0/1 19:13	DND	0/38 W 60:00	MIN
Feb 25	Vs FLA	0-0,2/0 20:09	1-0,3/0 22:15	4/38 O 60:26	DND	MIN
Feb 27	Vs VAN	0-1,2/-1 18:34	1-0,5/0 20:03	2/32 W 64:56	DND	MIN
Mar 1	@ SJS	0-3,1/0 18:22	1-0,2/0 20:57	4/40 L 58:07	DND	MIN
Mar 3	@ ANA	0-0,6/0 22:49	0-0,4/0 22:05	DND	2/23 L 58:53	MIN
Mar 5	Vs DET	0-1,3/1 22:23	1-2,4/2 21:32	3/23 W 62:19	DND	MIN
Mar 7	@ DAL	0-0,6/-1 19:43	0-0,5/-2 22:06	3/29 L 53:06	DND	0/3 04:59
Mar 9	Vs BUF	INJ	1-0,2/0 20:01	DND	0/18 W 59:35	MIN
Mar 11	Vs CAR	INJ	0-0,3/-2 20:53	DND	2/32 L 58:54	MIN
Mar 15	Vs ANA	INJ	1-0,5/-3 18:09	4/36 L 59:17	DND	MIN
Mar 17	Vs NJD	INJ	0-0,3/1 19:43	DND	0/22 W 60:00	MIN
Mar 19	@ MIN	INJ	0-0,2/2 22:42	DND	1/37 W 60:00	MIN
Mar 21	@ DAL	INJ	0-0,0/1 19:37	DND	1/45 W 60:00	MIN
Mar 23	Vs CHI	INJ	INJ	DND	2/31 W 60:00	MIN
Mar 24	@ CHI	INJ	INJ	DND	2/42 O 61:23	MIN
Mar 27	Vs VGK	INJ	INJ	DND	3/37 W 60:00	MIN
Mar 29	Vs ARI	0-1,2/-1 22:15	INJ	DND	2/44 W 64:50	MIN
Apr 1	@ STL	1-1,4/2 21:25	INJ	DND	2/27 O 63:31	MIN
Apr 2	Vs EDM	0-2,2/1 20:30	INJ	2/29 W 60:00	DND	MIN
Apr 4	Vs WPG	0-0,2/1 22:31	INJ	DND	2/36 W 61:49	MIN
Apr 6	@ SJS	0-1,3/-1 22:51	INJ	4/29 L 56:40	DND	MIN

# SEASON NOTES

## 2018-19 COLORADO AVALANCHE

### AVS PLAYOFF BOUND FOR SECOND STRAIGHT YEAR

The Avalanche finished with a 38-30-14 record (90 points), advancing to the postseason for the second straight year. This marks Colorado's first back-to-back appearances in the Stanley Cup Playoffs since making 11 straight trips from 1994-95 to 2005-06. The Avs qualified as the second wild card team after finishing fifth in the Central Division and eighth in the Western Conference. The Avs got into the playoffs thanks to an 8-0-2 run from March 17–April 4 and a 15-5-3 run from Feb. 18–April 4. Colorado won its final six home games of the season, its longest home winning streak of the year, and was 11-2-1 in its last 14 at Pepsi Center.

### 8-0-2 RUN PROPELS AVS TO POSTSEASON

The Avalanche woke up on the morning of St. Patrick's Day with 72 points, six points out of the second wild card spot (seven including the tiebreaker) and had to jump three different teams, Arizona (78), Minnesota (76) and Chicago (73). The Avs responded with a league-best 8-0-2 record (.900) in their next 10 contests, gaining 18 out of a possible 20 points in 19 days to earn their second straight playoff berth.

### BEST RECORDS, MARCH 17-APRIL 4

P%	Team	W-L-O	PTS
<b>.900</b>	<b>Colorado</b>	<b>8-0-2</b>	<b>18</b>
.800	St. Louis	7-1-2	16
.778	Detroit	7-2-0	14
.722	Montreal	6-2-1	13
.722	Washington	6-2-1	13

### BEST FINAL 11 GAMES, AVALANCHE HISTORY

Year	W-L-O-OL	PTS	P%
<b>2018-19</b>	<b>8-1-2</b>	<b>18</b>	<b>.818</b>
2013-14	8-1-2	18	.818
2006-07	8-2-1	17	.773
1998-99	8-2-1	17	.773
1999-00	8-2-1-0	17	.773

### LIGHTING THE LAMP

Colorado finished 10th in the NHL with 258 goals, the club's highest total since 2006-07 (267). The Avs scored six or more goals on 12 occasions this year, tied for the second-most such games in Avalanche history (18 in 1995-96 and 12 in 1996-97). Colorado was 34-10-5 when scoring three or more times.

### LET'S GRUBB TONIGHT

Philipp Grubauer backstopped the Avalanche into the playoffs by going 7-0-2 in his final nine starts with a 1.63 goals-against average and .953 save percentage. His .953 Sv% during that stretch led all NHL goaltenders while his seven wins tied Jordan Binnington for the highest total since March 17. Grubauer was 9-2-2 in his final 14 appearances (13 starts) with three shutouts, a 1.44 GAA and .956 Sv%. The German netminder recorded three shutouts in a five-start span from Feb. 23–March 17, joining Patrick Roy (five times) as the only goaltenders in franchise history to accomplish that feat. He started a career-high eight consecutive games from March 17–April 1, posting a 6-0-2 record with a 1.59 GAA and .954 Sv%. Grubauer finished second among NHL goaltenders in both Sv% (.955) and GAA (1.48) during the month of March, trailing only Ben Bishop (0.88, .969). Philipp's .955 Sv% was the highest ever by an Avalanche/Nordiques goalie in March and the second highest in ANY calendar month, trailing only Peter Budaj's .957 in December 2009. Grubauer ended up setting career highs in wins (18), games (37) and shutouts (3-tied).

### THE THIRD DEGREE

The Avalanche scored 103 goals in the third period, the highest total by an Avalanche team since the franchise relocated to Denver. They broke the previous mark of 96 third-period tallies set by the 1996-97 squad. Colorado wound up ranking fourth among NHL teams in third-period scoring. Individually, Gabriel Landeskog led the NHL and set an Avalanche record with 20 third-period goals. Over the last six seasons, only one NHL player had more in a single year, Jamie Benn (22) in 2015-16. Mikko Rantanen led the team with 36 points (11g/25a) in the final frame, which was the second-highest total by an Avalanche player in a single season (Peter Forsberg, 43 in 1998-99).





# SEASON NOTES

## 2018-19 COLORADO AVALANCHE

### THIRTY SOMETHINGS

Nathan MacKinnon led the team with 41 goals, followed by Gabriel Landeskog with 34 and Mikko Rantanen with 31. This was just the second Avalanche team to feature three 30-goal scorers, as the 1995-96 club had four (Joe Sakic 51, Claude Lemieux 39, Valeri Kamensky 38, Peter Forsberg 30).

### HIGHER POWER

Colorado's power-play unit finished seventh in the NHL at 22.0% (63-286), the club's second straight top-10 finish after ranking eighth last year (22.0%, 65-296). After leading all teams with 296 man-advantage opportunities last season, the Avalanche led the NHL again in that category with 286 power-play chances in 2018-19. The Avs were 27-15-6 when scoring a PPG, 11-0-0 when scoring two or more. Mikko Rantanen finished tied for sixth in the league with 16 power-play goals, while Nathan MacKinnon ranked fourth with 37 power-play points. Both of those numbers were the most by an Avs player since Joe Sakic in 2006-07 (16 PPG, 43 PPP).

### MACK ATTACK

Nathan MacKinnon led the team and finished tied for seventh in league scoring with a career-high 99 points (41g/58a) in 82 games. His 99 points were the most by an Avalanche player since Joe Sakic had 100 in 2006-07. MacKinnon joined Peter Forsberg (1997-99) as the only players in Avalanche history to record back-to-back seasons of 90+ points and became the first Colorado skater to lead the team in scoring for three straight seasons since Sakic from 2003-04 to 2006-07. MacKinnon tied for sixth in the NHL with 41 goals, surpassing the 40-goal mark for the first time in his career and becoming Colorado's first 40-goal scorer since Milan Hejduk (50) in 2002-03. He led the NHL with a franchise-record 365 shots, breaking Sakic's previous record of 339 that had stood since the Avalanche's inaugural season of 1995-96. The 23-year-old center ranked fourth in the NHL in power-play points (37) and was sixth in PP assists (25), with his 37 man-advantage points the most by a Colorado player since 2006-07 (Sakic, 43). MacKinnon led the team in points, goals, assists, shots, ice time (22:05) and plus/minus (+20). He was the only NHL forward to lead his respective team in average ice time and the first forward to lead the Avalanche in ice time since Sakic in 1998-99 (25:35).

### IT WAS A BARRIE GOOD YEAR

Tyson Barrie finished seventh among NHL defensemen with a career-high 59 points (14g/45a), the most by an Avalanche blueliner since Ray Bourque had 59 in 2000-01. Barrie's 45 helpers were also a personal high and the most by an Avs defender since Bourque (52) in 2000-01. Tyson's 14 goals matched his career best from last year. The only Avalanche defenseman with more points in a single season since the franchise relocated was Sandis Ozolinsh, who had 68 in 1996-97. Barrie became the first defenseman in Avalanche/Nordiques history to score 10+ goals in five different seasons and just the second to reach 50 points in three different seasons, joining Ozolinsh (four times). Barrie ended the season with eight goals and 15 points in his final 16 games, the most goals of any defenseman since March 5 and tied for the most points (Jacob Trouba). He had 11 points and seven goals in his final 11 games, also the most goals of any defender since March 17 and tied with Trouba and Alexander Edler for the most points.

### ALL-STAR TRIO

Gabriel Landeskog, Nathan MacKinnon and Mikko Rantanen represented the Avalanche at the 2019 NHL All-Star Game in San Jose. It marked the first time that three Avalanche players were named to the All-Star Game since 2003-04 (Rob Blake, Joe Sakic, Alex Tanguay). MacKinnon, who was voted captain of the Central Division, was unable to participate in the game due to a foot injury but was on the bench throughout. He was the first Avalanche player to serve as an All-Star Game captain since Sakic in 2007 and the first to be selected to three straight All-Star Games since Blake from 2002-04.

# SEASON NOTES

## 2018-19 COLORADO AVALANCHE

### DAY IN, DAY OUT

Four different Avalanche players appeared in all 82 games this season, the club's most since 2015-16 (five). Nathan MacKinnon and Carl Soderberg played all 82 games for the third time in their respective careers, while Matt Calvert and Samuel Girard competed in every game for the first time. Girard owns the longest ironman streak on the team at 150 regular-season games.

### CAREER NUMBERS

The following Avalanche players set career highs in 2018-19:

- Andrighetto – games (64)
- Barrie – points (59), assists (45), goals (14-tied), shots (218)
- Calvert – games (82), points (26), assists (15-tied)
- Compher – surpassed rookie season totals in points (32), goals (16), assists (16)
- Girard – surpassed rookie season totals in points (27), goals (4-tied), assists (23), games (82)
- Grubauer – wins (18), shutouts (3-tied), games (37)
- Kerfoot – surpassed rookie season total in assists (27)
- Johnson – games (80-tied)
- Jost – surpassed rookie season totals in points (26), assists (15)
- Landeskog – points (75), goals (34), assists (41), game-winning goals (9), power-play goals (10)
- MacKinnon – points (99), goals (41), assists (58-tied), shots (365)
- Nemeth – games (74)
- Nieto – assists (19)
- Rantanen – points (87), goals (31), assists (56), power-play goals (16)
- Soderberg – goals (23)
- Zadorov – goals (7-tied)

### DAYDREAM BELIEVER

The Avalanche finished 4-2-0 in home day games this season, winning their last three by a 10-2 combined margin. Colorado improved to 9-3-1 in afternoon games at Pepsi Center since the start of the 2017-18 campaign. The Avs played 13 afternoon games overall this season, finishing 7-4-2.

### FEELS LIKE THE FIRST TIME

Six Avalanche players scored their first NHL goals this season: Sheldon Dries (Nov. 1 at Calgary), Vladislav Kamenev (Nov. 1 at Calgary), Ryan Graves (Jan. 4 vs. NY Rangers), Dominic Toninato (Feb. 14 at Winnipeg), Andrew Agozzino (Feb. 18 vs. Vegas) and A.J. Greer (Feb. 20 vs. Winnipeg). Agozzino and Greer did it in consecutive games, marking the first time that the Avalanche had a player score his first career goal in back-to-back games since Oct. 30–Nov. 6, 2010, when it happened in three straight contests (David Liffiton, David Van Der Gulik, Philippe Dupuis).

### THE BARRIE BEST

Tyson Barrie ended the season as the franchise's all-time leader in goals (75), assists (232) and points (307) by a defenseman. He became the highest-scoring blueliner in franchise history on Jan. 4 vs. NY Rangers, recording his 276th career point to pass John-Michael Liles (275). He passed Ozolinsh (72) with his 73rd tally on March 27 vs. Vegas and earlier in the year, passed Liles (207) for the most career assists on Dec. 29 vs. Chicago.



# SEASON NOTES

## 2018-19 COLORADO AVALANCHE

### BACK-TO-BACK

The Avalanche played 11 back-to-back games this season, finishing 5-3-3 in both the first and second game. The Avs swept two straight back-to-backs, Nov. 23-24 (Arizona/Dallas) and Nov. 27-28 (Nashville/Pittsburgh), the first time Colorado has swept two straight back-to-back sets since November 2013.

### EAST SIDE STORY

Colorado finished 16-10-6 against Eastern Conference teams this season, 9-5-2 at home.

### THREE'S COMPANY

Gabriel Landeskog (75)—Nathan MacKinnon (99)—Mikko Rantanen (87), combined for 261 points (106g/155a) this season, with all three setting career highs in nearly every offensive category. A look at the All-Star trio:

- The trio scored 41% of Colorado's goals (106/258) and factored on 55% (141/258).
- 23 times all three got points on the same goal.
- 96 times at least two of the three factored on a goal.
- 61 times BOTH MacKinnon and Rantanen were involved in a goal.
- Avs were 6-0-0 when the trio scored a goal in the same game and 24-6-5 when they each collected a point.
- The trio had the most points (167) by three teammates at the halfway point of a season (through 41 games) since Mario Lemieux (93), Jaromir Jagr (84) and Ron Francis (69) combined for 246 points for the 1995-96 Penguins.

### DYNAMIC DUO

Nathan MacKinnon and Mikko Rantanen combined for 186 points (72g/114a), the highest total by a pair of Avalanche teammates since 2002-03, when Peter Forsberg (106) and Milan Hejduk (98) combined for 204. The MacKinnon/Rantanen connection put up some noteworthy numbers during the first half of the season:

- First NHL teammates to each have 70 points prior to the All-Star Break since Pittsburgh's Mario Lemieux (79) and Jaromir Jagr (72) in 1996-97.
- Rantanen and MacKinnon ranked 1-2 in league scoring for 31 consecutive days from Nov. 21 to Dec. 22.
- Fifth set of teammates since 1981-82 to be the first NHL players to hit 50 points in a season, joining Evgeni Malkin and Sidney Crosby (2008-09), Mario Lemieux and Jaromir Jagr (1995-96), Wayne Gretzky and Glenn Anderson (1985-86) and Gretzky and Jari Kurri (1983-84).
- First teammates in 10 years since Pittsburgh's Evgeni Malkin and Sidney Crosby in 2008-09 to be the first two NHL players to 50 points in a season. In fact, they were just the fifth set of teammates since 1981-82 to be the first NHL players to hit 50 points in a season, joining Malkin/Crosby, Mario Lemieux and Jaromir Jagr (1995-96), Wayne Gretzky and Glenn Anderson (1985-86) and Gretzky and Jari Kurri (1983-84).
- Since teams began playing an 82-game schedule in 1995-96, only two other clubs featured multiple teammates with at least 60 points at the halfway point: the 1995-96 Penguins (Ron Francis, Jaromir Jagr, Mario Lemieux) and the 1996-97 Penguins (Jagr, Lemieux).
- Sixth set of NHL teammates in the last 20 years to be the first players to reach 40 points in any season.
- The last teammates to have as many points (83) at the end of November was Pittsburgh's Mario Lemieux (52) and Jaromir Jagr (47) in 1995-96.

### SEASON OPENING STREAKS

Nathan MacKinnon scored a goal in each of his first six games, Oct. 4-16, establishing a franchise record for the longest goal streak to begin a season. He eclipsed the previous mark of five straight games with a goal set by Mats Sundin to open the 1992-93 campaign with Quebec. MacKinnon and Mikko Rantanen tallied points in each of their first nine games, matching the longest scoring streak to begin a season in Avalanche history (since 1995-96). They equaled the mark set by John-Michael Liles in 2010-11. MacKinnon and Rantanen were the first

# SEASON NOTES

## 2018-19 COLORADO AVALANCHE

set of teammates in Avalanche/Nordiques franchise history to open a season with simultaneous nine-game point streaks. Rantanen tallied an assist in each of his first eight games, Oct. 4-20, the second-longest assist streak to start a season in franchise history behind only Liles' mark of nine straight with a helper to open the 2010-11 campaign.

### CONSECUTIVE GAMES WITH GOAL TO START SEASON AVALANCHE/NORDIQUES HISTORY

<b>6</b>	<b>Nathan MacKinnon</b>	<b>2018-19</b>
5	Mats Sundin	1992-93
4	John Mitchell	2015-16
4	Michel Goulet	1983-84

### LONGEST SEASON-OPENING POINT STREAKS AVALANCHE HISTORY (Since 1995-96)

9	John-Michael Liles	2010-11
<b>9</b>	<b>Nathan MacKinnon</b>	<b>2018-19</b>
<b>9</b>	<b>Mikko Rantanen</b>	<b>2018-19</b>
8	Joe Sakic	1999-00

### RECORD OCTOBER

Mikko Rantanen was named the NHL's First Star of the Month for October. He paced the NHL with 21 points and 16 assists in 12 games, tying Joe Sakic's Avalanche record for the month of October in both categories. Rantanen's 16 helpers were the most in a single month by a Colorado player since 2002-03, when Peter Forsberg had three such months. Gabriel Landeskog led the Avs with 10 goals in October, setting a new Avalanche record for the month of October (since 1995-96). Landeskog and Rantanen tied for the league lead with a +14 rating, an Avalanche record for October. It was the best plus/minus by a Colorado player in any month since Rob Blake was +14 in March 2006.

### MacKINNON NAMED SECOND STAR FOR NOVEMBER

Nathan MacKinnon was named the NHL's Second Star for the month of November. He tied for the league lead with 23 points (9g/14a) in 14 games during the month, equaling the Avalanche record for scoring in November set by Peter Forsberg in 1995-96. The 23 points were a career high for MacKinnon in a single month.

### SHORT AND TO THE POINT

J.T. Compher scored two shorthanded goals on the same penalty kill in the first period of Colorado's 5-1 victory at Arizona on Nov. 23. Compher's effort tied the franchise record for shorthanded goals in a game (fourth time) and a period (second time). He set a new franchise record for the fastest two shorthanded goals (1:25) and became the first player in franchise history to score two SHG on the same opponent power-play chance.

### O' CAPTAIN

Gabriel Landeskog completed his seventh season as the Avalanche's captain. Only six other NHL players have served as captains of their respective teams for a longer period of time. Landeskog was the youngest captain in NHL history when he assumed the role at 19 years, 286 days on Sept. 4, 2012, a title he held for four years before Connor McDavid was given the "C" at 19 years, 266 days on Oct. 5, 2016.

Zdeno Chara (BOS) 13th season (since 2006-07)

Sidney Crosby (PIT) 12th season (since 2007-08)

Jonathan Toews (CHI) 11th season (since 2008-09)

Mikko Koivu (MIN) 10th season (since 2009-10) \*does not include season as a rotating captain in 2008-09.

Alex Ovechkin (WSH) 10th season (since 2009-10)

Ryan Getzlaf (ANA) 9th season (since 2010-11)

**Gabriel Landeskog (COL) 7th season (since 2012-13)**

Claude Giroux (PHI) 7th season (since 2012-13)



# SEASON NOTES

## 2018-19 COLORADO AVALANCHE

### HEADING OUTDOORS

The Avalanche will host an outdoor game at the U.S. Air Force Academy on Feb. 15, 2020 against the Los Angeles Kings. This event will mark the second NHL outdoor game in the state of Colorado, as the Avs hosted the Detroit Red Wings at Coors Field on Feb. 27, 2016. It will be the second outdoor game to be held at a United States service academy, as the Washington Capitals and Toronto Maple Leafs played at the U.S. Naval Academy on March 3, 2018.

### ROAD, SWEET ROAD

The Avalanche won six consecutive road games from Nov. 11–Dec. 2, one shy of the franchise record for the longest road winning streak set in 1998-99. The Avs posted their 10th road win in their 16th away game on Dec. 2, the second-fastest Avalanche team to reach 10 road wins in a season behind only 2013-14 squad (13 games). The Avalanche finished 3-0-1 (.875) on its four-game trip to New York, New Jersey, Carolina and Philadelphia in October, the club's best road trip of at least four games since 2011-12, when they went 5-0-0 on a five-game swing Oct. 10-17, 2011. Colorado swept its "Thanksgiving" road trip to Anaheim/Los Angeles/Arizona in late November, marking the first time the Avs swept a three-game road swing since Dec. 12-15, 2015 (at NSH, STL, CHI).

### RECORD FIRST HALF

Mikko Rantanen held at least a share of the scoring lead for 66 days consecutive days from Oct. 23 to Dec. 27. He was the outright scoring leader for 60 of those 66 days, including the last 43 in a row before being passed by Nikita Kucherov on Dec. 27. Rantanen was the first NHL player to reach the 30, 40 and 50-point marks this season, and reached the 60-point mark just a few hours after Kucherov on Dec. 27. He joined Forsberg (1997-98) as the only players in Avalanche/Nordiques franchise history to be the first NHL player to 50 points in a season on Dec. 11 vs. Edmonton. The Finland native led the league with 59 points at the holiday break, joining Forsberg (48 in 1997-98) as the only Avalanche players to lead the NHL in points at Christmas. Rantanen's 59 points were the most by anyone at the holidays since Pittsburgh's Sidney Crosby had 60 in 2010-11. Mikko was the fastest Avalanche player to 60 points (38 team games) and 70 points (47 games). He set new Avalanche records for points at the halfway mark of the season with 62 and at the All-Star Break with 74.

### NHL STAR OF MONTH

Rantanen (First) – October  
MacKinnon (Second) – November

### NHL STAR OF WEEK

Landeskog (First) – Oct. 15-21  
Rantanen (Third) – Oct. 22-28  
Varlamov (First) – Feb. 18-24  
Grubauer (Third) – Mar. 18-24



# TRANSACTIONS

## 2018-19 REGULAR SEASON

- Sept. 19 – J.C. Beaudin, Matthew Boucher, Kevin Davis, Nolan De Jong, Josh Dickinson, Grayson Downing, Julien Nantel, Turner Ottenbreit reassigned to the Colorado Eagles (AHL) ... Nick Henry reassigned to Regina (WHL), Brandon Saigeon reassigned to Hamilton (OHL)
- Sept. 24 – Joe Cannata reassigned to the Colorado Eagles (AHL).
- Sept. 26 – Josh Anderson, Travis Barron, A.J. Greer, Spencer Martin, Nicolas Meloche reassigned to the Colorado Eagles (AHL).
- Sept. 27 – Andrew Agozzino, Sergei Boikov, Pavel Francouz, Mason Geertsen, Martin Kaut, Scott Kosmachuk, Ty Lewis, Igor Shvyrev, reassigned to the Colorado Eagles (AHL) ... Cody Bass released from his Professional Tryout (PTO).
- Sept. 28 – Ryan Graves reassigned to the Colorado Eagles (AHL).
- Oct. 1 – Sven Andrighetto, Vladislav Kamenev, Anton Lindholm placed on Injured Reserve ... Conor Timmins designed as Injured Non-Roster.
- Oct. 2 – Mark Alt, Logan O'Connor, David Warsofsky reassigned to the Colorado Eagles (AHL).
- Oct. 3 – Dominic Toninato reassigned to the Colorado Eagles (AHL).
- Oct. 4 – Vladislav Kamenev, Anton Lindholm activated from Injured Reserve and reassigned to the Colorado Eagles (AHL).
- Oct. 7 – Vladislav Kamenev recalled from the Colorado Eagles (AHL).
- Oct. 12 – Sheldon Dries reassigned to the Colorado Eagles (AHL).
- Oct. 14 – Sheldon Dries recalled from the Colorado Eagles (AHL).
- Oct. 15 – Marko Dano claimed on waivers from Winnipeg.
- Oct. 17 – J.T. Compher placed on IR (retroactive to Oct. 13).
- Oct. 18 – Sven Andrighetto activated from IR.
- Oct. 19 – Sheldon Dries reassigned to the Colorado Eagles (AHL) ... Marko Dano added to the active roster.
- Oct. 30 – Sven Andrighetto placed on IR (retroactive to Oct. 27) ... Sheldon Dries, A.J. Greer recalled from Colorado Eagles (AHL).
- Oct. 31 – Tyson Jost placed on IR (retroactive to Oct. 26).
- Nov. 3 – A.J. Greer reassigned to the Colorado Eagles (AHL).
- Nov. 8 – A.J. Greer recalled from the Colorado Eagles (AHL).
- Nov. 9 – Tyson Jost activated from Injured Reserve.
- Nov. 12 – A.J. Greer reassigned to the Colorado Eagles (AHL).
- Nov. 16 – Sven Andrighetto activated from Injured Reserve.
- Nov. 22 – Marko Dano placed on waivers.
- Nov. 23 – Marko Dano claimed by Winnipeg ... J.T. Compher activated from Injured Reserve.
- Nov. 29 – Sheldon Dries reassigned to the Colorado Eagles (AHL) ... Mark Alt recalled from the Colorado Eagles (AHL) ... Mark Barberio placed on IR (retroactive to Nov. 28).
- Dec. 10 – Vladislav Kamenev placed on Injured Reserve (retroactive to Dec. 8) ... A.J. Greer recalled from the Colorado Eagles (AHL).
- Dec. 16 – Mark Alt, A.J. Greer reassigned to the Colorado Eagles (AHL) ... Sheldon Dries recalled from the Colorado Eagles (AHL).
- Dec. 19 – Martin Kaut reassigned to Czech National Junior Team.
- Dec. 20 – Anton Lindholm recalled from the Colorado Eagles (AHL).
- Dec. 21 – Sheldon Dries reassigned to the Colorado Eagles (AHL).
- Dec. 22 – Sheldon Dries, A.J. Greer, Pavel Francouz recalled from the Colorado Eagles (AHL). ... Colin Wilson placed on IR (retroactive to Dec. 21).
- Dec. 22 – A.J. Greer, Pavel Francouz, Anton Lindholm reassigned to the Colorado Eagles (AHL).
- Dec. 26 – Ryan Graves recalled from the Colorado Eagles (AHL).



# TRANSACTIONS

CONTINUED

## 2018-19 REGULAR SEASON

Dec. 30	–	Logan O'Connor recalled from the Colorado Eagles (AHL).
Jan. 1	–	Pavel Francouz recalled from the Colorado Eagles (AHL).
Jan. 3	–	Martin Kaut reassigned to the Colorado Eagles (AHL) from the Czech National Junior Team.
Jan. 5	–	Pavel Francouz reassigned to the Colorado Eagles (AHL).
Jan. 9	–	Logan O'Connor reassigned to the Colorado Eagles (AHL).
Jan. 12	–	Mark Barberio and Colin Wilson activated from Injured Reserve.
Jan. 17	–	Ryan Graves and Tyson Jost reassigned to the Colorado Eagles (AHL).
Jan. 20	–	Anton Lindholm and Dominic Toninato recalled from the Colorado Eagles (AHL).
Jan. 22	–	Anton Lindholm reassigned to Colorado Eagles (AHL) ... Ryan Graves recalled from the Colorado Eagles (AHL).
Jan. 23	–	Sheldon Dries, Ryan Graves and Dominic Toninato reassigned to the Colorado Eagles (AHL).
Jan. 31	–	Sheldon Dries recalled from the Colorado Eagles (AHL).
Feb. 5	–	Mark Barberio placed on Injured Reserve (retroactive to Jan. 21) ... Max McCormick acquired from the Ottawa Senators in exchange for forward J.C. Beaudin ... McCormick reports to the Colorado Eagles (AHL).
Feb. 6	–	A.J. Greer and Anton Lindholm recalled from the Colorado Eagles (AHL).
Feb. 8	–	Ryan Graves recalled from Colorado (AHL) ... Ian Cole placed on IR (retroactive to Feb. 7).
Feb. 10	–	Anton Lindholm reassigned to the Colorado Eagles (AHL).
Feb. 11	–	Tyson Jost recalled from the Colorado Eagles (AHL).
Feb. 13	–	Colin Wilson placed on Injured Reserve (retroactive to Feb. 10) ... Dominic Toninato recalled from the Colorado Eagles (AHL).
Feb. 16	–	Mark Barberio activated from IR ... Sheldon Dries and Dominic Toninato reassigned to the Colorado Eagles (AHL)
Feb. 17	–	Andrew Agozzino recalled from the Colorado Eagles (AHL).
Feb. 23	–	Sheldon Dries recalled from the Colorado Eagles (AHL).
Feb. 25	–	Derick Brassard acquired from Florida, along with a conditional sixth-round pick in the 2020 NHL Draft, in exchange for a third-round choice in the 2020 NHL Draft ... Andrew Agozzino and A.J. Greer reassigned to the Colorado Eagles (AHL).
Feb. 27	–	Colin Wilson activated from Injured Reserve.
Mar. 1	–	Ian Cole activated from Injured Reserve ... Nick Henry signed to three-year, entry-level contract.
Mar. 6	–	Andrew Agozzino recalled from the Colorado Eagles (AHL).
Mar. 8	–	Sheldon Dries reassigned to the Colorado Eagles (AHL).
Mar. 18	–	A.J. Greer recalled from the Colorado Eagles (AHL).
Mar. 19	–	A.J. Greer reassigned to the Colorado Eagles (AHL).
Mar. 23	–	A.J. Greer recalled from the Colorado Eagles (AHL).
Mar. 24	–	A.J. Greer reassigned to the Colorado Eagles (AHL).
Mar. 27	–	Mark Barberio loaned to the Colorado Eagles (AHL) on a conditioning assignment.
Mar. 29	–	Shane Bowers signed to a three-year, entry-level contract beginning with the 2019-20 season. Bowers reports to the Colorado Eagles (AHL) on an Amateur Tryout contract (ATO).
Mar. 31	–	Mark Barberio returned from conditioning assignment.
April 5	–	Andrew Agozzino placed on waivers.
April 6	–	Andrew Agozzino cleared waivers and was reassigned to the Colorado Eagles (AHL).

# 2018-19 AVALANCHE SEASON INJURIES

## 2018-19 REGULAR SEASON

Player	Games	Nature and dates
Sven Andrighetto	12	leg (6 games, Oct. 4-16); lower body (6 games, Nov. 1-16)
Mark Barberio	41	upper body (19, Nov. 30 – Jan. 9); head (8, Jan. 23 – Feb. 14); lower body (14, Feb. 25 – March 24)
Tyson Barrie	4	lower body (Nov. 27 – Dec. 2)
Ian Cole	11	facial fracture (Feb. 9 – 27)
J.T. Compher	16	head (Oct. 16 – Nov. 21)
Sheldon Dries	3	upper body (1 game, Dec. 22); illness (2 games, Feb. 14 – 16)
Erik Johnson	2	head (Jan. 21-23)
Tyson Jost	4	head (Oct. 27 – Nov. 9)
Vladislav Kamenev	52	shoulder (Dec. 11 – April 6 *end of season)
Alexander Kerfoot	4	upper body (Dec. 11-17)
Gabriel Landeskog	9	upper body (March 9-27)
Patrik Nemeth	5	upper body (2 games, Oct. 6-9); illness (3 games, Jan. 12-16)
Matt Nieto	18	lower body (1 game, Nov. 9); lower body (2 games, Nov. 16-18); lower body (15 games, Feb. 23 March 24)
Mikko Rantanen	8	upper body (March 23 – April 6 *end of season)
Semyon Varlamov	3	illness (Dec. 22), lower body (2 games, Jan. 2-4)
Colin Wilson	17	lower body (Nov. 18); upper body (8 games, Dec. 22 – Jan. 12); upper body (8 games, Feb. 12-25)
Nikita Zadorov	11	lower body (10 games ,Dec. 21 – Jan. 12); upper body (1 game, March 7)
<b>Total</b>	<b>220</b>	

## AVALANCHE COACH'S CHALLENGES (5-4)

- (W) Oct. 11 at Buffalo - call overturned to no goal, Kyle Okposo interfered with Semyon Varlamov
- (L) Nov. 28 vs. PITTSBURGH - call on ice stands, no goalie interference on Sidney Crosby goal
- (L) Dec. 11 at Edmonton - call on ice stands, no goalie interference on Darnell Nurse goal
- (W) Jan. 14 at Toronto – call overturned to no goal, Connor Brown was off-side
- (L) Feb. 5 vs. COLUMBUS - call on the ice upheld, Blue Jackets player was on-side
- (W) April 1 at St. Louis – call overturned to no goal, Tyler Bozak was off-side
- (W) April 2 vs. EDMONTON – call reversed to goal. Kerfoot was making a play on loose puck and it entered the net in legal fashion
- (L) April 4 vs. WINNIPEG – original call stands. Scheifele was making a play on a loose puck and it entered the net in legal fashion
- (W) April 6 at San Jose – call reversed to no goal. Joe Pavelski and Joonas Donskoi were off-side prior to the goal





# TEAM HIGHS & LOWS

## 2018-19 REGULAR SEASON

Category	No.	Date
GOALS - GAME	7 (3x)	Feb. 20 vs. Winnipeg Jan. 19 vs. Los Angeles Nov. 21 at Los Angeles
GOALS - PERIOD	6	Jan. 19 vs. Los Angeles (2nd) *tied franchise record
GOALS AGAINST - GAME	7 (3x)	Jan. 8 at Winnipeg Dec. 8 at Tampa Bay Nov. 2 at Vancouver
GOALS AGAINST - PERIOD	5	Nov. 1 at Calgary (3rd)
FEWEST GOALS - GAME	0 (5x)	March 11 vs. Carolina March 7 at Dallas Feb. 16 vs. St. Louis Jan. 12 at Montreal Oct. 24 vs. Tampa Bay
FEWEST GOALS AGAINST - GAME	0 (5x)	March 17 vs. New Jersey March 9 vs. Buffalo Feb. 23 at Nashville Feb. 18 vs. Vegas Dec. 2 at Detroit
MOST COMBINED GOALS - GAME	13	Nov. 2 at Vancouver (6-7 in OT)
POWER PLAY GOALS - GAME	3 (4x)	Jan. 4 vs. NY Rangers Dec. 15 vs. Dallas Nov. 21 at Los Angeles Nov. 14 vs. Boston
POWER PLAY GOALS AGAINST - GAME	3 (2x)	Feb. 12 vs. Toronto Jan. 8 at Winnipeg
POWER PLAY GOALS - PERIOD	2 (6x)	last: Jan. 19 vs. Los Angeles (2nd)
MOST POWER-PLAY CHANCES, GAME	10	Jan. 4 vs. NY Rangers
FEWEST POWER-PLAY CHANCES, GAME	1 (4x)	April 1 at St. Louis Feb. 9 at NY Islanders Dec. 2 at Detroit Nov. 28 vs. Pittsburgh
SHORT-HANDED GOALS - GAME	2	Nov. 23 at Arizona
SHORT-HANDED GOALS AGAINST - GAME	1 (5x)	last: Jan. 12 at Montreal
MOST PENALTY KILLS	7	Oct. 11 at Buffalo (7-for-7)
CONSECUTIVE PENALTY KILLS	16	Oct. 9-13
SHOTS - GAME	47	Jan. 4 vs. NY Rangers
SHOTS AGAINST - GAME	45	March 21 at Dallas
SHOTS - PERIOD	20	Dec. 15 vs. Dallas (1st)
SHOTS AGAINST - PERIOD	24	March 21 at Dallas (3rd)
FEWEST SHOTS - GAME	20	March 24 at Chicago
FEWEST SHOTS AGAINST - GAME	16	Jan. 9 at Calgary
FEWEST SHOTS - PERIOD (not including OT)	2	April 1 at St. Louis (1st)

# TEAM HIGHS & LOWS

## 2018-19 REGULAR SEASON

FEWEST SHOTS AGAINST - PERIOD (not including OT)	3 (4x)	April 1 at St. Louis (2nd) March 9 vs. Buffalo (2nd) Jan. 4 vs. NY Rangers (1st) Nov. 16 vs. Washington (3rd)
PENALTY MINUTES - GAME	30	Feb. 7 at Washington
PENALTY MINUTES BY OPPONENT - GAME	33	Feb. 20 vs. Winnipeg
COMBINED PENALTY MINUTES - GAME	54	Feb. 20 vs. Winnipeg (21-33)
FEWEST PENALTY MINUTES - GAME	2 (4x)	April 2 vs. Edmonton April 1 at St. Louis March 11 vs. Carolina March 7 at Dallas
FEWEST PENALTY MINUTES AGAINST - GAME	2 (2x)	April 1 at St. Louis Nov. 28 vs. Pittsburgh
FEWEST COMBINED PENALTY MINUTES - GAME	4	April 1 at St. Louis (2-2)
MOST HITS - GAME	35	March 24 at Chicago
MOST BLOCKED SHOTS - GAME	31	Jan. 12 at Montreal
MOST TAKEAWAYS - GAME	16	March 29 vs. Arizona
MOST FACEOFF WINS - GAME	44	Dec. 15 vs. Dallas
BEST FACEOFF WIN PERCENTAGE - GAME	62.3%	Dec. 11 vs. Edmonton (38-23)
LONGEST WINNING STREAK	6 games	Nov. 18-28
HOME WINNING STREAK	6 games	March 17 – April 4 (end of season)
ROAD WINNING STREAK	6 games	Nov. 11 - Dec. 2
LONGEST WITHOUT REGULATION LOSS	11 games	Nov. 11 - Dec. 2 (9-0-2)
LONGEST LOSING STREAK (regulation)	4 games	Jan. 21 – Feb. 5
LONGEST WINLESS STREAK	8 games	Jan. 21 – Feb. 12 (0-5-3)
HOME LOSING STREAK (regulation)	6 games	Jan. 21 – Feb. 16
ROAD LOSING STREAK (regulation)	5 games	Dec. 22 – Jan. 12
CONSECUTIVE HOME GAMES WITH A POINT	6 games (2x)	March 17 – April 4 (end of season) Feb. 18 – March 9 (5-0-1)
CONSECUTIVE ROAD GAMES WITH A POINT	6 games (2x)	Feb. 7-23 (3-0-3) Nov. 11 – Dec. 2 (6-0-0)
HOME WINLESS STREAK	6 games	Jan. 21 – Feb. 16 (0-6-0)
ROAD WINLESS STREAK	7 games	Dec. 8 – Jan. 12 (0-6-1)
LARGEST MARGIN OF VICTORY	6 goals (2x)	Feb. 20 vs. Winnipeg (7-1) Jan. 19 vs. Los Angeles (7-1)
LARGEST MARGIN OF DEFEAT	6 goals	Dec. 8 at Tampa Bay (1-7)
LARGEST COMEBACK WIN	2 goals (6x)	April 4 vs. Winnipeg (trailed 0-2, won 3-2 in OT) April 2 vs. Edmonton (trailed 0-2, won 6-2) Jan. 12 at Toronto (trailed 0-2, won 6-3) Nov. 18 at Anaheim (trailed 1-3, won 4-3 in OT) Nov. 14 vs. Boston (trailed 1-3, won 6-3) Oct. 26 vs. Ottawa (trailed 0-2 and 1-3, won 6-3)
LARGEST LEAD BLOWN, DEFEAT	3 goals	Nov. 1 at Calgary (led 4-1, lost 6-5)
LONGEST SHOOTOUT	6 rounds (12 shooters)	Feb. 27 vs. Vancouver



# INDIVIDUAL HIGHS & LOWS

## 2018-19 REGULAR SEASON

Category	No.	Date
GOALS - GAME	3 (2x)	Carl Soderberg, Jan. 14 at Toronto Gabriel Landeskog, Oct. 18 at New Jersey
ASSISTS - GAME	4	Tyson Barrie, Jan. 19 vs. Los Angeles
POINTS - GAME	4 (7x)	last: Tyson Barrie, Jan. 19 vs. Los Angeles
POINTS BY A DEFENSEMAN - GAME	4	Tyson Barrie, Jan. 19 vs. Los Angeles
SHOTS - GAME	12	Gabriel Landeskog, Jan. 9 at Calgary *franchise record
PENALTY MINUTES - GAME	22	Ian Cole, Feb. 7 at Washington
BEST PLUS/MINUS RATIO - GAME	+5	Tyson Barrie, April 2 vs. Edmonton
MOST ICE TIME - GAME	29:22	Erik Johnson, Dec. 2 at Detroit
BLOCKED SHOTS - GAME	8 (2x)	Tyson Barrie, March 21 at Dallas Ian Cole, Oct. 27 at Minnesota
HITS - GAME	8 (2x)	Nikita Zadorov, March 15 vs. Anaheim Nikita Zadorov, Nov. 28 vs. Pittsburgh
FACEOFF WINS - GAME	14 (2x)	Nathan MacKinnon, Feb. 25 vs. Florida Carl Soderberg, Dec. 15 vs. Dallas
FACEOFF PERCENTAGE (min 15 draws) - GAME	80%	Carl Soderberg, Dec. 14 at St. Louis (12-3)
POWER-PLAY GOALS - GAME	2 (2x)	Mikko Rantanen, Jan. 4 vs. NY Rangers Mikko Rantanen, Dec. 15 vs. Dallas
SHORTHANDED GOALS – GAME	2	J.T. Compher, Nov. 23 at Arizona
GOALS - PERIOD	2 (6x)	Tyson Barrie, March 17 vs. New Jersey (2nd) Mikko Rantanen, Jan. 19 vs. Los Angeles (2nd) Carl Soderberg, Jan. 14 at Toronto (3rd) Gabriel Landeskog, Dec. 11 vs. Edmonton (3rd) J.T. Compher, Nov. 23 at Arizona (1st) Gabriel Landeskog, Oct. 18 at New Jersey (3rd)
POINTS - PERIOD	3 (5x)	Tyson Barrie, Jan. 19 vs. Los Angeles (2nd) Landeskog & Rantanen, Dec. 11 vs. Edmonton (3rd) Mikko Rantanen, Oct. 26 vs. Ottawa (3rd) Mikko Rantanen, Oct. 18 at New Jersey (3rd)

### SCORING STREAKS

Category	No.	Date
LONGEST POINT STREAK	14 games	Mikko Rantanen, Nov. 18 – Dec. 15
LONGEST GOAL STREAK	6 games	Nathan MacKinnon, Oct. 4-16
LONGEST ASSIST STREAK	8 games	Mikko Rantanen, Oct. 4-20

### GOALTENDER HIGHS/LOWS, STREAKS

Category	No.	Date
SAVES - GAME	44	Philipp Grubauer, March 21 at Dallas
SAVES - PERIOD	20	Semyon Varlamov, Nov. 27 at Nashville (3rd)
LONGEST WINNING STREAK	5 games	Semyon Varlamov, Nov. 11-27
LONGEST STREAK W/O REGULATION LOSS	9 games (2x)	P. Grubauer, March 17–April 4 *end of year (7-0-2) P. Grubauer, Oct. 18 – Dec. 6 (7-0-2)
LONGEST SHUTOUT STREAK	124:40	Philipp Grubauer, March 3-11
MOST CONSECUTIVE STARTS	9 games	Semyon Varlamov, Feb. 7-22

### FASTEST GOALS

Category	No.	Date
FASTEST GOAL TO START - GAME	0:11	Nathan MacKinnon, Oct. 13 vs. Calgary
FASTEST GOAL AGAINST TO START - GAME	0:53	Oliver Bjorkstrand, Feb. 5 vs. Columbus
FASTEST GOAL TO START - PERIOD	0:11	Nathan MacKinnon, Oct. 13 vs. Calgary (1st)
FASTEST GOAL AGAINST TO START - PERIOD	0:14	Vladimir Tarasenko, April 1 at St. Louis (3rd)
FASTEST TWO GOALS	0:11	Nathan MacKinnon 0:59, Matt Calvert 1:10 (3rd), Feb. 20 vs. Winnipeg

# INDIVIDUAL HIGHS & LOWS

## 2018-19 REGULAR SEASON

FASTEST TWO GOALS AGAINST	0:22	Nazem Kadri 6:46, Kasperii Kapanen 7:08 (2nd), Feb. 12 vs. Toronto
FASTEST TWO GOALS BY ONE PLAYER	1:25	J.T. Compher 7:28 and 8:53 (1st), Nov. 23 at Arizona
FASTEST TWO GOALS AGAINST BY ONE PLAYER	0:42	Sidney Crosby 19:08 and 19:50 (2nd), Nov. 28 vs. Pittsburgh
FASTEST THREE GOALS	2:11	J.T. Compher 7:28, 8:53, Mikko Rantanen 9:39 (1st) Nov. 23 at Arizona
FASTEST THREE GOALS AGAINST	1:49	Auston Matthews 5:19, Nazem Kadri 6:46, Kasperii Kapanen 7:08 (2nd), Feb. 12 vs. Toronto
FASTEST FOUR GOALS	7:08	Nathan MacKinnon 4:56, Tyson Barrie 5:56, Alexander Kerfoot 7:43, Colin Wilson 12:04 (2nd), April 2 vs. Edmonton
FASTEST OVERTIME GOAL	1:49	Erik Johnson, April 4 vs. Winnipeg
FASTEST OVERTIME GOAL - AGAINST	0:22	Nicklas Backstrom, Nov. 16 vs. Washington

# SPECIALTY SITUATIONS

## 2018-19 REGULAR SEASON

### HAT TRICKS

AVALANCHE (2): Gabriel Landeskog, Oct. 18 at New Jersey; Carl Soderberg, Jan. 14 at Toronto

OPPONENT (4): Colton Sissons, Nov. 7 vs. Nashville; Sidney Crosby, Nov. 28 vs. Pittsburgh; Patric Hornqvist, Dec. 4 at Pittsburgh; Alexander Radulov, March 7 at Dallas

### PENALTY SHOTS

AVALANCHE (0-1): Matt Nieto, Jan. 21 vs. Nashville (no goal vs. Pekka Rinne)

OPPONENT (0-2): Oskar Sundqvist, Nov. 30 vs. St. Louis (no goal vs. Semyon Varlamov); Jimmy Vesey, Jan. 4 vs. NY Rangers (no goal vs. Philipp Grubauer)

### EMPTY-NET GOALS

AVALANCHE (17): Mikko Rantanen & J.T. Compher, Oct. 4 vs. Minnesota; Nathan MacKinnon, Oct. 6 vs. Philadelphia; Mikko Rantanen, Oct. 18 at New Jersey; Mikko Rantanen, Oct. 22 at Philadelphia; Nathan MacKinnon, Nov. 28 vs. Pittsburgh; Gabriel Landeskog, Dec. 2 at Detroit; Gabriel Landeskog, Dec. 6 at Florida; Nathan MacKinnon, Dec. 15 vs. Dallas; Matt Calvert and Carl Soderberg, Jan. 14 at Toronto; Carl Soderberg, Feb. 22 at Chicago; Gabriel Bourque, March 9 vs. Buffalo; Nathan MacKinnon, March 17 vs. New Jersey; Ian Cole, March 19 at Minnesota; Carl Soderberg, March 21 at Dallas; Derick Brassard, March 23 vs. Chicago

OPPONENT (17): Josh Anderson, Oct. 9 at Columbus; Jonas Brodin, Oct. 27 at Minnesota; Ryan Hartman, Nov. 7 vs. Nashville; Blake Wheeler, Nov. 9 at Winnipeg; Valteri Filipula, Dec. 17 vs. NY Islanders; Brad Richardson, Dec. 22 at Arizona; Jacob Trouba, Jan. 8 at Winnipeg; Matthew Tkachuk, Jan. 9 at Calgary; Jordie Benn, Jan. 12 at Montreal; Matt Duchene, Jan. 16 at Ottawa; Ryan Ellis, Jan. 21 vs. Nashville; Pierre-Luc Dubois, Feb. 5 vs. Columbus; Jaden Schwartz, Feb. 16 vs. St. Louis; Alexander Radulov, March 7 at Dallas; Andrei Svechnikov, March 11 vs. Carolina; Hampus Lindholm, March 15 vs. Anaheim; Micheal Haley, April 6 vs. San Jose

### PULLED-GOALIE GOALS (IN FINAL 3 MINUTES OF THIRD PERIOD)

AVALANCHE (9 times, 1-6-2 record): Gabriel Landeskog, Oct. 27 at Minnesota (19:18, made game 2-3, Avs lost 2-3); Gabriel Landeskog, Nov. 1 at Calgary (18:57, made game 5-6, Avs lost 5-6); Gabriel Landeskog, Dec. 11 vs. Edmonton (18:53, made game 4-6, Avs lost 4-6); Carl Soderberg, Dec. 31 vs. Los Angeles (made game 2-2, Avs lost 3-2 in OT); Gabriel Landeskog, Jan. 8 at Winnipeg (16:24, made game 4-6, Avs lost 4-7); Mikko Rantanen, Jan. 9 at Calgary (19:22, made game 3-4, Avs lost 3-5); Nathan MacKinnon, Jan. 16 at Ottawa (16:01, made game 2-4, Avs lost 2-5); Tyson Barrie, March 5 vs. Detroit (18:25, made game 3-3, Avs won 4-3 in OT); Alexander Kerfoot, April 1 at St. Louis (19:13, made game 2-2, Avs lost 3-2 in shootout)

OPPONENT (3 times, opponent has 2-0-1 record, Avs 1-0-2): Elias Lindholm, Oct. 13 vs. Calgary (18:06, tied game 2-2, Calgary won 3-2 in OT); Elias Pettersson, Nov. 2 at Vancouver (19:24, made game 6-6, Canucks won 7-6 in OT); Oliver Ekman-Larsson, March 29 vs. Arizona (19:09, made game 2-2, Avs won 3-2 in shootout)

### OVERTIME GOALS

AVALANCHE (3): Mikko Rantanen, Nov 18 at Anaheim; Nathan MacKinnon, March 5 vs. Detroit; Erik Johnson, April 4 vs. Winnipeg

OPPONENT (12): Johnny Gaudreau, Oct. 13 vs. Calgary; Derrick Pouliot, Nov. 2 at Vancouver; Nicklas Backstrom, Nov. 16 vs. Washington; Colton Parayko, Nov. 30 vs. St. Louis; Ryan O'Reilly, Dec. 14 vs. St. Louis; Patrick Kane, Dec. 29 vs. Chicago; Dustin Brown, Dec. 31 vs. Los Angeles; Evgeny Kuznetsov, Feb. 7 at Washington; Ryan Pulock, Feb. 9 at NY Islanders; Brad Marchand, Feb. 10 at Boston; Aaron Ekblad, Feb. 25 vs. Florida; Duncan Keith, March 24 at Chicago



# 2018-19 AVALANCHE MILESTONES

## MILESTONES REACHED IN 2018-19

Andrew Agozzino – 1st NHL goal on Feb. 18 vs. Vegas  
Sven Andrighetto – 200th NHL point on March 3 at Anaheim  
Tyson Barrie – 200th NHL assist on Nov. 11 at Edmonton  
Tyson Barrie – passed John-Michael Liles (207) for the most career assists by a franchise defenseman on Dec. 29 vs. Chicago  
Tyson Barrie – passed John-Michael Liles (275) for the most career points by a franchise defenseman on Jan. 4 vs. NY Rangers  
Tyson Barrie – 300th NHL point on March 21 at Dallas  
Tyson Barrie – passed Sandis Ozolins (72) for the most career goals by a franchise defenseman on March 27 vs. Vegas  
Ian Cole – 100th NHL point on Oct. 18 at New Jersey  
J.T. Compher – 100th NHL game on Nov. 30 vs. St. Louis  
Sheldon Dries – 1st NHL goal on Nov. 1 at Calgary  
Samuel Girard – 100th NHL game on Dec. 2 at Detroit  
Ryan Graves – 1st NHL goal on Jan. 4 vs. New York Rangers  
A.J. Greer – 1st NHL goal on Feb. 20 vs. Winnipeg  
Erik Johnson – 200th NHL assist on Dec. 15 vs. Dallas  
Erik Johnson – 700th NHL game on March 1 at San Jose  
Erik Johnson – 500th game as a member of the Avalanche on March 7 at Dallas  
Tyson Jost – 100th NHL game on Dec. 15 vs. Dallas  
Vladislav Kamenev – 1st NHL goal on Nov. 1 at Calgary  
Alexander Kerfoot – 100th NHL game on Nov. 21 at Los Angeles  
Gabriel Landeskog – 200th NHL assist on Oct. 13 vs. Calgary  
Gabriel Landeskog – 400th NHL point on Feb. 18 vs. Vegas  
Nathan MacKinnon – 200th NHL assist on Nov. 7 vs. Nashville  
Nathan MacKinnon – 400th NHL game on Nov. 30 vs. St. Louis  
Nathan MacKinnon – 400th NHL point on April 2 vs. Edmonton  
Patrik Nemeth – 200th NHL game on Dec. 6 at Florida  
Matt Nieto – 400th NHL game on April 2 vs. Edmonton  
Mikko Rantanen – 100th NHL assist on Nov. 23 at Arizona  
Mikko Rantanen – 200th NHL game on Dec. 19 vs. Montreal  
Mikko Rantanen – 200th NHL point on Feb. 22 at Chicago  
Carl Soderberg – 200th NHL point on Oct. 9 at Columbus  
Dominic Toninato – 1st NHL goal on Feb. 14 at Winnipeg  
Semyon Varlamov – 400th NHL game on Oct. 4 vs. Minnesota  
Semyon Varlamov – 200th NHL victory on Nov. 21 at Los Angeles  
Semyon Varlamov – 400th NHL start on Dec. 2 at Detroit  
Colin Wilson – 600th NHL game on Feb. 2 vs. Vancouver  
Jared Bednar – 200th game coached on Dec. 21 vs. Chicago  
Jared Bednar – 100th NHL coaching victory  
Team – 1,000th victory (including regular season and playoffs) since moving to Colorado on Nov. 18 at Anaheim  
Team – 900th regular season victory since moving to Colorado on Nov. 23 at Arizona  
Team – 1,400th regular season victory as a franchise  
Team – 500th regular season home victory since moving to Denver and 800th home win in franchise history on March 27 vs. Vegas





2018-19  
**COLORADO AVALANCHE**





# JARED BEDNAR

**HEAD COACH**

**SEVENTH HEAD COACH IN AVALANCHE HISTORY 15TH IN FRANCHISE HISTORY**

Jared Bednar completed his third season as Colorado's head coach, leading the Avalanche to its second-straight playoff berth with a 38-30-14 record (90 points). They became the first Colorado team to make back-to-back postseason appearances in 13 years.

Hired on Aug. 25, 2016, Bednar is the seventh head coach in Avalanche history. After a 22-56-4 mark in his first season, he has guided Colorado to an 81-60-23 record (.564) over the past two years. Bednar, who earned his 100th NHL coaching win on March 27, 2019 vs. Vegas, is the first coach to lead the Avs to back-to-back playoff appearances since Tony Granato in 2002-03 and 2003-04.

Bednar, 48, was a finalist for the Jack Adams Award as the NHL's coach of the year during his second season behind the bench in 2017-18. He led the Avs to a berth in the Stanley Cup Playoffs with a 43-30-9 record (95 points), a jump of 47 points from the previous year. Colorado's 47-point turnaround equaled the fourth-highest year-to-year improvement in NHL history.

Bednar joined Harry Sinden as the only coaches in NHL history to record at least 20 more wins in his second season as a head coach than in his first (with his first year being a full season). Sinden led the Boston Bruins to 37 victories in 1967-68 after winning 17 games in 1966-67.

The 2018-19 campaign marks his 17th season of coaching professional hockey, nine of which have been as a head coach. Bednar posted a .603 winning percentage as a minor league head coach (251-158-23-19), winning championships at both the AHL and ECHL levels. Prior to joining the Avalanche organization, Bednar guided the Columbus Blue Jackets' AHL affiliate, the Lake Erie Monsters, to the 2016 Calder Cup championship.

Bednar began his coaching career as an assistant with the South Carolina Stingrays of the ECHL in 2002-03. He took over the Stingrays' head coaching job in 2007-08 and in his second season led South Carolina to the 2009 Kelly Cup championship.

Bednar played nine seasons of professional hockey, a career that spanned parts of eight seasons in the ECHL and parts of three seasons in the AHL. The defenseman was part of two Kelly Cup championship teams as a player, 1997 and 2001 with South Carolina.

## BEDNAR'S NHL COACHING RECORD

Year	Team	LGE	REGULAR SEASON							Div	PLAYOFFS			
			GP	W	L	OT	PTS	W%	GP		W	L	Playoff Result	
2016-17	Colorado	NHL	82	22	54	4	48	.293	7th/Central					
2017-18	Colorado	NHL	82	43	30	9	95	.579	4th/Central	6	2	4	Lost 1st round	
2018-19	Colorado	NHL	82	38	30	14	90	.549	5th/Central					
<b>Totals</b>			<b>246</b>	<b>103</b>	<b>114</b>	<b>27</b>	<b>233</b>	<b>.474</b>		<b>6</b>	<b>2</b>	<b>4</b>		

## BEDNAR'S CAREER COACHING RECORD

Year	Team	LGE	REGULAR SEASON							Div	PLAYOFFS			
			GP	W	L	OL	SL	PTS	W%		GP	W	L	Playoff Result
2007-08	S. Carolina	ECHL	72	47	22	2	1	97	.674	2nd/South	20	10	10	Lost Conf. Final
2008-09	S. Carolina	ECHL	71	42	23	2	4	90	.634	2nd/South	23	16	7	Won Kelly Cup
2010-11	Peoria	AHL	80	42	30	3	5	92	.575	3rd/West	4	0	4	Lost 1st round
2011-12	Peoria	AHL	76	39	33	2	2	82	.539	4th/Midwest	-	-	-	---
2014-15	Springfield	AHL	76	38	28	8	2	86	.566	3rd/NE	-	-	-	---
2015-16	Lake Erie	AHL	76	43	22	6	5	97	.638	2nd/Central	17	15	2	Won Calder Cup
<b>Professional Totals</b>			<b>451</b>	<b>251</b>	<b>158</b>	<b>23</b>	<b>19</b>	<b>544</b>	<b>.603</b>		<b>64</b>	<b>41</b>	<b>23</b>	<b>.641</b>
<b>AHL Totals</b>			<b>308</b>	<b>162</b>	<b>113</b>	<b>19</b>	<b>14</b>	<b>357</b>	<b>.580</b>		<b>21</b>	<b>15</b>	<b>6</b>	<b>.714</b>
<b>ECHL Totals</b>			<b>143</b>	<b>89</b>	<b>45</b>	<b>4</b>	<b>5</b>	<b>187</b>	<b>.654</b>		<b>43</b>	<b>26</b>	<b>17</b>	<b>.605</b>

## BEDNAR'S CAREER PLAYING STATISTICS

Season	Team	Lge	REGULAR SEASON						PIM	PLAYOFFS				
			GP	G	A	Pts	PIM	GP		G	A	Pts	PIM	
1990-91	Saskatoon	WHL	28	1	5	6	30	-	-	-	-	-		
1991-92	Spokane	WHL	62	7	17	24	200	7	2	1	3	9		
1992-93	Spokane	WHL	16	2	14	16	62	-	-	-	-	-		
	Medicine Hat	WHL	9	1	4	5	20	-	-	-	-	-		
	Prince Albert	WHL	37	6	16	22	56	-	-	-	-	-		
1993-94	Huntington	ECHL	66	8	11	19	115	-	-	-	-	-		
1994-95	Huntington	ECHL	64	9	36	45	211	2	0	2	2	4		
1995-96	Huntington	ECHL	25	4	10	14	90	-	-	-	-	-		
	South Carolina	ECHL	39	2	22	24	126	8	0	0	0	26		
1996-97	St. John's	AHL	55	1	2	3	151	-	-	-	-	-		
	South Carolina	ECHL	15	1	2	3	28	15	1	4	5	59		
1997-98	Rochester	AHL	19	0	2	2	49	-	-	-	-	-		
	South Carolina	ECHL	36	4	4	8	126	5	1	2	3	17		
1998-99	Grand Rapids	IHL	74	3	18	21	220	-	-	-	-	-		
1999-00	South Carolina	ECHL	61	4	13	17	214	10	0	2	2	25		
	Rochester	AHL	-	-	-	-	-	1	0	0	0	0		
2000-01	South Carolina	ECHL	57	6	9	15	155	15	0	5	5	24		
2001-02	South Carolina	ECHL	71	5	23	28	145	1	0	0	0	2		

## COLORADO AVALANCHE ASSISTANT COACHES



**RAY BENNETT**

Assistant Coach



**NOLAN PRATT**

Assistant Coach



**JUSSI PARKKILA**

Goaltending Coach



**BRETT HEIMLICH**

Video Coach



# 10 SVEN ANDRIGHETTO

RIGHT WING 5-10, 188 SHOOTS LEFT BORN MARCH 21, 1993 (ZURICH, CHE)

DRAFTED IN THE THIRD ROUND (86TH OVERALL) IN 2013 NHL DRAFT BY MTL

## THIS SEASON

- Skated in a career-high 64 games.
- Finished fifth on the team in plus/minus rating (+10).
- Began the season on Injured Reserve (leg), missing the first six games before being activated on Oct. 18.
- Scored a goal in his season debut on Oct. 18 at New Jersey.
- Missed six games due to a lower-body injury, Nov. 1-14.
- Was placed on Injured Reserve, Oct. 30 (retroactive to Oct. 27), and activated on Nov. 16.
- Finished tied for second on the team with a +8 plus/minus rating in February.
- Matched his career high with a three-game assist streak from Feb. 20-23.
- Appeared in his 200th NHL game on March 3 at Anaheim.



## CAREER STATISTICS

SEASON	TEAM	LEAGUE	REGULAR SEASON										PLAYOFFS			
			GP	G	A	PTS	PIM	+/-	PP	SH	GW	GP	G	A	PTS	PIM
2010-11	GCK Lions	Swiss-B	36	11	12	23	20	-	-	-	-	-	-	-	-	-
	Visp EHC	Swiss-B	2	0	0	0	0	-	-	-	-	-	-	-	-	
2011-12	Rouyn-Nor.	QMJHL	62	36	38	74	50	-	-	-	-	-	-	-	-	
	Switzerland	WJC	6	1	1	2	2	-	-	-	-	-	-	-	-	
2012-13	Rouyn-Nor.	QMJHL	53	31	67	98	45	-	-	-	-	-	-	-	-	
	Switzerland	WJC	6	5	3	8	4	-	-	-	-	-	-	-	-	
2013-14	Hamilton	AHL	64	17	27	44	40	-	-	-	-	-	-	-	-	
2014-15	Hamilton	AHL	60	14	29	43	42	-	-	-	-	-	-	-	-	
	Montreal	NHL	12	2	1	3	0	0	0	0	0	-	-	-	-	
2015-16	St. John's	AHL	26	10	13	23	22	-	-	-	-	-	-	-	-	
	Montreal	NHL	44	7	10	17	6	+1	1	0	0	-	-	-	-	
	Switzerland	WC	7	3	4	7	4	-	-	-	-	-	-	-	-	
2016-17	St. John's	AHL	20	8	14	22	8	-	-	-	-	-	-	-	-	
	Montreal	NHL	27	2	6	8	4	+1	0	0	0	-	-	-	-	
	Colorado	NHL	19	5	11	16	8	0	2	0	0	-	-	-	-	
2017-18	Colorado	NHL	50	8	14	22	10	-15	3	0	2	6	1	0	1	6
2018-19	Colorado	NHL	64	7	10	17	14	+10	0	0	1	-	-	-	-	-
<b>NHL TOTALS</b>			<b>216</b>	<b>31</b>	<b>52</b>	<b>83</b>	<b>42</b>	<b>-3</b>	<b>6</b>	<b>0</b>	<b>3</b>	<b>6</b>	<b>1</b>	<b>0</b>	<b>1</b>	<b>6</b>

## STANLEY CUP PLAYOFFS

### 2017-18

- Saw his first NHL postseason action, appearing in all six games for the Avalanche (1g/0a).
- Made his Stanley Cup Playoff debut in Game 1 of the first-round series at Nashville on April 12.
- Scored the game-winning goal with 1:28 left in regulation for his first career playoff point in Game 5 at Nashville on April 20.






# 44 MARK BARBERIO

DEFENSEMAN 6-1, 200 SHOOTS LEFT BORN MARCH 23, 1990 (MONTREAL, QC)

DRAFTED IN THE SIXTH ROUND (152ND OVERALL) IN 2008 NHL DRAFT BY TBL



## THIS SEASON

- Missed a total of 41 games due to injury.
- Appeared in 12 games, tallying one goal (1g/0a).
- Missed eight games due to a head injury, Jan. 23–Feb. 14.
- Was placed on Injured Reserve, Feb. 5 (retroactive to Jan. 21) and activated on Feb. 16.
- Missed 19 games due to an upper-body injury, Nov. 30–Jan. 9.
- Was placed on Injured Reserve, Nov. 29 (retroactive to Nov. 28) and activated on Jan. 12.

## CAREER STATISTICS

SEASON	TEAM	LEAGUE	REGULAR SEASON										PLAYOFFS					
			GP	G	A	PTS	PIM	+/-	PP	SH	GW	GP	G	A	PTS	PIM		
2006-07	Cape Breton	QMJHL	41	2	8	10	42	-	-	-	-	-	-	-	-	-	-	-
	Moncton	QMJHL	19	1	6	7	21	-	-	-	-	7	0	2	2	8	-	-
2007-08	Moncton	QMJHL	70	11	35	46	75	-	-	-	-	-	-	-	-	-	-	-
2008-09	Moncton	QMJHL	66	15	30	45	42	-	-	-	-	10	0	4	4	8	-	-
2009-10	Moncton	QMJHL	65	17	43	60	72	-	-	-	-	21	5	17	22	12	-	-
2010-11	Norfolk	AHL	68	9	22	31	28	-	-	-	-	6	1	0	1	4	-	-
2011-12	Norfolk	AHL	74	13	48	61	39	-	-	-	-	18	2	7	9	12	-	-
2012-13	Syracuse	AHL	73	8	34	42	44	-	-	-	-	18	3	12	15	18	-	-
	Tampa Bay	NHL	2	0	0	0	0	-2	0	0	0	-	-	-	-	-	-	-
2013-14	Tampa Bay	NHL	49	5	5	10	28	+10	1	0	0	2	0	0	0	6	-	-
2014-15	Tampa Bay	NHL	52	1	6	7	16	-4	0	0	0	1	0	0	0	0	-	-
2015-16	St. John's	AHL	26	2	18	20	25	-	-	-	-	-	-	-	-	-	-	-
	Montreal	NHL	30	2	8	10	6	0	0	0	0	-	-	-	-	-	-	-
2016-17	St. John's	AHL	20	3	15	18	28	-	-	-	-	-	-	-	-	-	-	-
	Montreal	NHL	26	0	4	4	10	+1	0	0	0	-	-	-	-	-	-	-
	Colorado	NHL	34	2	7	9	4	-6	1	0	0	-	-	-	-	-	-	-
2017-18	Colorado	NHL	46	3	10	13	31	+6	0	1	1	6	0	1	1	6	-	-
2018-19	Colorado	NHL	12	1	0	1	4	-6	0	0	0	-	-	-	-	-	-	-
<b>NHL TOTALS</b>			<b>251</b>	<b>14</b>	<b>40</b>	<b>54</b>	<b>99</b>	<b>-1</b>	<b>2</b>	<b>1</b>	<b>1</b>	<b>9</b>	<b>0</b>	<b>1</b>	<b>1</b>	<b>12</b>		

## STANLEY CUP PLAYOFFS

### 2017-18

- Appeared in all six postseason contests, tallying one assist while finishing third on the club in average ice time (22:18).
- Recorded his first career playoff point with an assist in Game 3 of the first-round series against Nashville on April 16 at Pepsi Center.

### 2014-15

- Dressed in one playoff contest with the Lightning, who advanced to the Stanley Cup Final.
- Logged 8:44 of ice time in Game 4 of the Eastern Conference Final against the New York Rangers on May 22 in Tampa.

### 2013-14

- Made his Stanley Cup playoff debut, skating in two games with the Lightning in their first-round series loss to the Canadiens.
- Appeared in his first career playoff contest in Game 3 at Montreal on April 20.
- Also dressed in Game 4 in Montreal on April 22.



# 4 TYSON BARRIE

DEFENSEMAN 5-10, 190 SHOOTS RIGHT BORN JULY 26, 1991 (VICTORIA, BC)

DRAFTED IN THE THIRD ROUND (64TH OVERALL) IN 2009 NHL DRAFT BY COL

## THIS SEASON

- Finished seventh among NHL defensemen with a career-high 59 points (14g/45a), the most by an Avalanche blueliner since Ray Bourque had 59 in 2000-01.
- Barrie's 45 helpers were also a personal high and the most by an Avs defender since Bourque (52) in 2000-01.
- His 14 goals matched his career best from last year.
- The only Avalanche defenseman with more points in a single season since the franchise relocated was Sandis Ozolinsh, who had 68 in 1996-97.
- Ranked seventh among NHL rearguards in assists and tied for eighth in goals.
- Became the first defenseman in Avalanche/Nordiques history to score 10+ goals in five different seasons.
- Is just the second defenseman in franchise history to reach 50 points in three different seasons, joining Ozolinsh (four times).
- Had eight goals and 15 points in his final 16 games, the most goals of any defenseman since March 5 and tied for the most points (Jacob Trouba).
- Had 11 points and seven goals in his final 11 games, also the most goals of any defender since March 17 and tied with Trouba and Alexander Edler for the most points.
- Ended the season as the franchise's all-time leader in career points (307), goals (75) and assists (232) by a defenseman.

- Had 23 power-play assists, second on the team and tied for 10th in the NHL.
- Became the highest-scoring blueliner in franchise history on Jan. 4 vs. NY Rangers, recording his 276th career point to pass John-Michael Liles (275).
- Passed Ozolinsh (72) for the most career goals by a franchise defender with his 73rd tally on March 27 vs. Vegas.
- Passed Liles (207) for the most career assists by a Colorado/Quebec defenseman on Dec. 29 vs. Chicago.
- Registered nine assists (0g/9a) in October, the most by an Avs rearguard in the opening month since Liles had 11 in 2010-11.
- Passed Ozolinsh (253) for third place on the franchise's all-time defenseman scoring list on Oct. 26 vs. Ottawa and passed Adam Foote (259) for second place on Nov. 9 at Winnipeg.
- Strung together a career-high six-game assist streak from Nov. 9-21.
- Tallied his 200th NHL assist on Nov. 11 at Edmonton.
- Missed four games due to a lower-body injury, Nov. 27-Dec. 2.
- Led the team and ranked third among NHL defensemen with 13 points (2g/11a) in 10 games during the month of January.
- Recorded his 300th NHL point on March 21 at Dallas, becoming the first defenseman in franchise history and third from the 2009 draft class (Victor Hedman, Oliver Ekman-Larsson) to reach 300 points.
- Had a career-high three-game goal streak, March 17-21.

## CAREER STATISTICS

SEASON	TEAM	LEAGUE	REGULAR SEASON										PLAYOFFS				
			GP	G	A	PTS	PIM	+/-	PP	SH	GW	GP	G	A	PTS	PIM	
2006-07	Kelowna	WHL	7	0	3	3	2	-	-	-	-	-	-	-	-	-	
2007-08	Kelowna	WHL	64	9	34	43	32	-	-	-	-	7	1	3	4	0	
2008-09	Kelowna	WHL	68	12	40	52	31	-	-	-	-	22	4	14	18	12	
2009-10	Kelowna	WHL	63	19	53	72	31	-	-	-	-	12	3	8	11	6	
2010-11	Kelowna	WHL	54	11	47	58	34	-	-	-	-	10	2	9	11	8	
	Canada	WJC	7	1	2	3	0	-	-	-	-	-	-	-	-	-	
2011-12	Lake Erie	AHL	49	5	27	32	24	-	-	-	-	-	-	-	-	-	
	Colorado	NHL	10	0	0	0	0	-2	0	0	0	-	-	-	-	-	
2012-13	Lake Erie	AHL	38	7	22	29	7	-	-	-	-	-	-	-	-	-	
	Colorado	NHL	32	2	11	13	10	-11	1	0	1	-	-	-	-	-	
2013-14	Colorado	NHL	64	13	25	38	20	+17	4	0	5	3	0	2	2	0	
	Lake Erie	AHL	6	0	3	3	0	-	-	-	-	-	-	-	-	-	
2014-15	Colorado	NHL	80	12	41	53	26	+5	2	0	0	-	-	-	-	-	
	Canada	WC	10	1	5	6	0	-	-	-	-	-	-	-	-	-	
2015-16	Colorado	NHL	78	13	36	49	31	-16	3	1	5	-	-	-	-	-	
2016-17	Colorado	NHL	74	7	31	38	18	-34	1	0	2	-	-	-	-	-	
	Canada	WC	3	2	5	7	0	-	-	-	-	-	-	-	-	-	
2017-18	Colorado	NHL	68	14	43	57	22	-15	7	0	3	6	0	4	4	2	
2018-19	Colorado	NHL	78	14	45	59	36	-3	2	0	2	-	-	-	-	-	
<b>NHL TOTALS</b>			<b>484</b>	<b>75</b>	<b>232</b>	<b>307</b>	<b>163</b>	<b>-59</b>	<b>20</b>	<b>1</b>	<b>18</b>	<b>9</b>	<b>0</b>	<b>6</b>	<b>6</b>	<b>2</b>	

## STANLEY CUP PLAYOFFS

### 2017-18

- Shared the team lead in assists (4) and led all Avalanche defensemen with four points (0g/4a) in six games during the 2018 Stanley Cup Playoffs.
- Was second on the club in ice time during the postseason with an average of 23:41.
- Tied his career playoff high with two assists/points in Game 2 of the first-round series at Nashville on April 14.

### 2013-14

- Collected two assists in three playoff games prior to suffering a knee injury in Game 3 of the first-round series at Minnesota on April 21.
- Missed the remainder of the playoffs.
- Tied for the team lead with a +3 plus/minus rating during the postseason.
- Recorded two assists and was +3 in his Stanley Cup Playoff debut on April 17 vs. Minnesota.




# 57 GABRIEL BOURQUE

LEFT WING 5-10, 206 SHOOTS LEFT BORN SEPTEMBER 23, 1990 (RIMOUSKI, QC)

**DRAFTED IN THE FIFTH ROUND (131ST OVERALL) IN 2009 NHL DRAFT BY NSH**

## THIS SEASON

- Finished second among Colorado forwards in average shorthanded ice time (2:30).
- Ranked third on the team in hits-per-game (1.8).
- Tallied his first goal of the season on March 9 vs. Buffalo.
- Scored the game-winning goal in Colorado's 4-3 victory over the Vegas Golden Knights on March 27 at Pepsi Center.



## CAREER STATISTICS

SEASON	TEAM	LEAGUE	REGULAR SEASON											PLAYOFFS				
			GP	G	A	PTS	+/-	PIM	PP	SH	GW	GP	G	A	PTS	PIM		
2007-08	Baie-Com.	QMJHL	65	10	18	28	-	38	-	-	-	-	5	0	0	0	0	
2008-09	Baie-Com.	QMJHL	60	22	39	61	-	82	-	-	-	-	5	0	2	2	16	
2009-10	Baie-Com.	QMJHL	30	13	25	38	-	61	-	-	-	-	-	-	-	-	-	
	Moncton	QMJHL	25	3	11	14	-	37	-	-	-	21	19	10	29	18		
	Canada	WJC	6	3	6	9	-	4	-	-	-	-	-	-	-	-	-	
2010-11	Milwaukee	AHL	78	18	18	36	+10	19	5	0	0	13	7	6	13	4		
2011-12	Milwaukee	AHL	25	2	14	16	+0	23	0	0	1	-	-	-	-	-		
	Nashville	NHL	43	7	12	19	-2	6	0	0	1	10	3	2	5	4		
2012-13	Milwaukee	AHL	15	7	5	12	-1	4	2	0	0	-	-	-	-	-		
	Nashville	NHL	34	11	5	16	+6	4	3	1	2	-	-	-	-	-		
2013-14	Nashville	NHL	74	9	17	26	-5	8	0	0	1	-	-	-	-	-		
2014-15	Nashville	NHL	69	3	10	13	-13	10	0	0	0	5	0	0	0	2		
2015-16	Nashville	NHL	22	1	3	4	0	18	0	0	0	-	-	-	-	-		
	Milwaukee	AHL	4	0	0	0	-2	0	0	0	0	-	-	-	-	-		
2016-17	Colorado	NHL	6	0	0	0	0	0	0	0	0	-	-	-	-	-		
	San Antonio	AHL	61	10	23	33	-17	20	3	0	2	-	-	-	-	-		
2017-18	San Antonio	AHL	5	1	1	2	+1	4	0	0	0	-	-	-	-	-		
	Colorado	NHL	58	5	6	11	-6	12	0	0	1	6	2	0	2	0		
2018-19	Colorado	NHL	55	2	6	8	+3	10	0	0	1	-	-	-	-	-		
<b>NHL TOTALS</b>			<b>361</b>	<b>38</b>	<b>59</b>	<b>97</b>	<b>-17</b>	<b>68</b>	<b>3</b>	<b>1</b>	<b>6</b>	<b>21</b>	<b>5</b>	<b>2</b>	<b>7</b>	<b>6</b>		

## STANLEY CUP PLAYOFFS

### 2017-18

- Scored two goals (2g/0a) while appearing in all six contests in the first round series against Nashville.
- Tallied goals in back-to-back playoff games for the first time in his career, April 14-16.

### 2014-15

- Dressed in all five postseason contests for Nashville (0g/0a).
- Finished third on the Preds in hits in the playoffs (20-tied).

### 2011-12

- Dressed in all 10 playoff games for Nashville, finishing third on the club with five points (3g/2a).
- Scored two goals, including the game winner, in his Stanley Cup Playoff debut in Game 1 of the Western Conference Quarterfinal against Detroit on April 11 at Bridgestone Arena.
- Became just the third player in the last 14 years to score two goals in his NHL postseason debut, joining Nashville's Alexander Radulov in 2007 (April 11, 2007 vs. San Jose) and Washington's Mike Green in 2008 (April 11, 2008).
- Also scored in Game 4 at Detroit and assisted on David Legwand's series-clinching goal with 13 seconds left in regulation of Game 5 on April 20.



# 18

# DERICK BRASSARD

CENTER 6-1, 202 SHOOTS LEFT BORN SEPTEMBER 22, 1987 (HULL, QC)

DRAFTED IN THE FIRST ROUND (6TH OVERALL) IN 2006 NHL DRAFT BY CBJ

## THIS SEASON

- Dressed in Colorado's final 20 games (4g/0a) after joining the team on Feb. 25.
- Skated in 70 combined games between the Pittsburgh Penguins, Florida Panthers and Avalanche, tallying 23 points (14g/9a).
- Was acquired from Florida at the trade deadline on Feb. 25 and scored a goal in his Avalanche debut that night against his former Panthers teammates at Pepsi Center.
- Had 19 points (10g/9a) in 50 combined games for Pittsburgh and Florida prior to the trade.

- Registered 15 points (9g/6a) in 40 contests with Pittsburgh.
- Was acquired by Florida on Feb. 1 and had four points (1g/3a) in 10 games with the Panthers.
- Scored a season-high two goals on Dec. 27 vs. Detroit, his 12th career multi-goal game.
- Tied his career high with three assists on Oct. 25 at Calgary.

## STANLEY CUP PLAYOFFS

### 2017-18

- Registered four points (1g/3a) in 12 postseason contests with the Pittsburgh Penguins.

### 2016-17

- Recorded 11 points (4g/7a) while appearing in each of Ottawa's 19 playoff games, helping the Senators reach the Eastern Conference Final.

### 2015-16

- Appeared in all five games of the Rangers' first-round series against the Pittsburgh Penguins, finishing tied for the team lead (Rick Nash) with four points (1g, 3a).

- Also tied (J.T. Miller) for the team lead with three assists.

### 2014-15

- Led the Rangers in goals (9) and points (16) while ranking second in penalty minutes (20) and tying for third in assists (7) in 19 postseason appearances.
- Recorded first NHL playoff hat trick on May 26, 2015 at Tampa Bay and registered two assists for a career-high five points.
- His nine tallies are tied for fifth (Steve Larmer, Alex Kovalev and Esa Tikkanen) in Rangers history for goals in a postseason.

## CAREER STATISTICS

SEASON	TEAM	LEAGUE	REGULAR SEASON										PLAYOFFS				
			GP	G	A	PTS	PIM	+/-	PP	SH	GW	GP	G	A	PTS	PIM	
2003-04	Drummondville	QMJHL	10	0	1	1	0	-1	0	0	0	7	0	0	0	0	
2004-05	Drummondville	QMJHL	69	25	51	76	25	-6	9	0	3	6	1	5	6	6	
	Canada	WJC-18	6	0	4	4	6	3	-	-	-	-	-	-	-	-	
2005-06	Drummondville	QMJHL	58	44	72	116	92	19	23	2	6	7	5	4	9	10	
2006-07	Drummondville	QMJHL	14	6	19	25	24	6	3	0	1	12	9	15	24	12	
2007-08	Columbus	NHL	17	1	1	2	6	-4	0	0	0	-	-	-	-	-	
	Syracuse	AHL	42	15	36	51	51	9	6	0	1	13	4	9	13	10	
2008-09	Columbus	NHL	31	10	15	25	17	+12	3	0	1	-	-	-	-	-	
2009-10	Columbus	NHL	79	9	27	36	48	-17	4	0	0	-	-	-	-	-	
2010-11	Columbus	NHL	74	17	30	47	55	-11	6	0	3	-	-	-	-	-	
2011-12	Columbus	NHL	74	14	27	41	42	-20	5	0	3	-	-	-	-	-	
2012-13	Saizburg EC	Austria	6	4	1	5	6	2	-	-	-	-	-	-	-	-	
	Columbus	NHL	34	7	11	18	16	-2	1	0	1	-	-	-	-	-	
	NY Rangers	NHL	13	5	6	11	0	+3	2	0	0	12	2	10	12	2	
2013-14	NY Rangers	NHL	81	18	27	45	46	+2	7	0	4	23	6	6	12	8	
2014-15	NY Rangers	NHL	80	19	41	60	34	+9	6	0	3	19	9	7	16	20	
2015-16	NY Rangers	NHL	80	27	31	58	30	+12	8	0	5	5	1	3	4	0	
	Canada	WC	10	5	6	11	4	9	2	0	1	-	-	-	-	-	
2016-17	Ottawa	NHL	81	14	25	39	24	+12	3	0	3	19	4	7	11	8	
2017-18	Ottawa	NHL	58	18	20	38	30	-1	4	0	2	-	-	-	-	-	
	Pittsburgh	NHL	14	3	5	8	4	+1	1	0	1	12	1	3	4	4	
2018-19	Pittsburgh	NHL	40	9	6	15	29	-6	0	0	0	-	-	-	-	-	
	Florida	NHL	10	1	3	4	2	-6	0	0	0	-	-	-	-	-	
	Colorado	NHL	20	4	0	4	8	-7	2	0	0	-	-	-	-	-	
NHL TOTALS			786	176	275	451	391	-23	52	0	26	90	23	36	59	42	

### 2013-14

- Ranked third among Rangers with six goals in 23 games during the 2014 postseason, helping New York advance to the Stanley Cup Final.
- Scored 3:06 into overtime of Game 1 of the Eastern Conference Semifinals to lift the Rangers to a 3-2 win over Pittsburgh.

### 2012-13

- Led the Rangers in points (12) and assists (10) during his first Stanley Cup Playoff campaign.
- Made his Stanley Cup Playoff debut with the Rangers at Washington on May 2, 2013.
- Recorded first postseason point (an assist) on May 6, 2013 vs. Washington.
- Scored first NHL playoff goal in the same contest to ultimately earn his first multi-point postseason game (1g/2a).



# 11

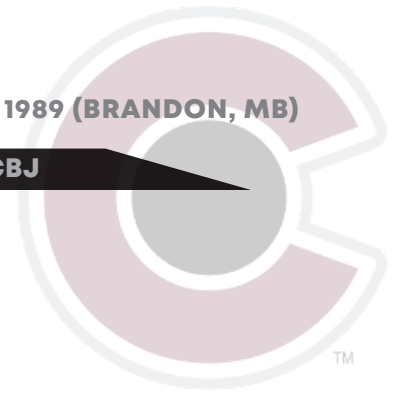
# MATT CALVERT

LEFT WING 5-11, 186 SHOOTS LEFT BORN DECEMBER 24, 1989 (BRANDON, MB)

**DRAFTED IN THE FIFTH ROUND (127TH OVERALL) IN 2008 NHL DRAFT BY CBJ**

## THIS SEASON

- Appeared in all 82 games for the first time in his career and set a personal high with 26 points (11g/15a).
- His 15 assists tied a career best.
- Finished fifth on the team in hits (115).
- Led the club and tied for the NHL lead in fighting majors (6).
- Had a pair of three-game point streaks, Nov. 11-16 and Feb. 18-22, one shy of his career long.



## CAREER STATISTICS

SEASON	TEAM	LEAGUE	REGULAR SEASON										PLAYOFFS				
			GP	G	A	PTS	PIM	+/-	PP	SH	GW	GP	G	A	PTS	PIM	
2007-08	Brandon	WHL	72	24	40	64	53	-	-	-	-	6	1	2	3	2	
2008-09	Brandon	WHL	58	28	39	67	58	-	-	-	-	12	9	8	17	22	
2009-10	Brandon	WHL	68	47	52	99	70	-	-	-	-	15	9	7	16	15	
2010-11	Springfield	AHL	38	13	12	25	12	-	-	-	-	-	-	-	-	-	
	Columbus	NHL	42	11	9	20	12	+3	3	0	1	-	-	-	-	-	
2011-12	Columbus	NHL	13	0	3	3	16	-5	0	0	0	-	-	-	-	-	
	Springfield	AHL	56	17	19	36	52	-	-	-	-	-	-	-	-	-	
2012-13	Springfield	AHL	34	10	11	21	39	-	-	-	-	-	-	-	-	-	
	Columbus	NHL	42	9	7	16	32	-9	0	1	2	-	-	-	-	-	
2013-14	Columbus	NHL	56	9	15	24	53	-1	2	0	1	6	2	2	4	4	
2014-15	Columbus	NHL	56	13	10	23	28	+1	0	0	3	-	-	-	-	-	
2015-16	Columbus	NHL	73	11	13	24	51	+1	1	0	1	-	-	-	-	-	
2016-17	Columbus	NHL	65	10	5	15	48	-4	0	3	1	4	1	1	2	4	
2017-18	Columbus	NHL	69	9	15	24	33	-10	1	2	0	6	3	1	4	4	
2018-19	Colorado	NHL	82	11	15	26	58	-10	1	0	0	-	-	-	-	-	
<b>NHL TOTALS</b>			<b>498</b>	<b>83</b>	<b>92</b>	<b>175</b>	<b>331</b>	<b>-34</b>	<b>8</b>	<b>6</b>	<b>9</b>	<b>16</b>	<b>6</b>	<b>4</b>	<b>10</b>	<b>12</b>	

## STANLEY CUP PLAYOFFS

### 2017-18

- Led the Blue Jackets with three goals (3g/1a) in six games during the 2018 postseason.
- Also ranked first on the club in plus/minus rating (+4) and his four points tied him for third on the squad.
- Scored the overtime winner in Game 2 of the first-round series at Washington on April 15.
- It was his second career OT goal in the Stanley Cup Playoffs (also April 19, 2014 at Pittsburgh).
- Tied his career playoff high with two goals in Game 5 at Washington on April 21.

### 2016-17

- Skated in four of Columbus' five postseason contests, tallying a goal and one assist.
- Was suspended for Game 3 of the first-round series against Pittsburgh for cross-checking during Game 2 on April 14.

### 2013-14

- Recorded four points (2g/2a) while appearing in all six postseason contests for the Blue Jackets.
- Shared the team lead in plus/minus rating (+2) and finished tied for third in goals.
- Made his Stanley Cup Playoff debut in Game 1 of the first-round series at Pittsburgh on April 16.
- Scored his first two career playoff goals, including the OT game winner, in Game 2 at Pittsburgh on April 19.



# 28 IAN COLE

DEFENSEMAN 6-1, 219 SHOOTS LEFT BORN FEBRUARY 21, 1989 (ANN ARBOR, MI)

**DRAFTED IN THE FIRST ROUND (18TH OVERALL) IN 2007 NHL DRAFT BY STL**

## THIS SEASON

- Led the Avalanche and ranked fifth in the league in blocked shots (178).
- Finished third in the NHL in average shorthanded time-on-ice (3:17).
- Ranked first on the club in penalty minutes (115) and second in fighting majors (4).
- Set an Avalanche record for blocked shots in the month of October with 39.
- Recorded his 100th career NHL point on Oct. 18 at New Jersey.
- Logged a season-high 26:05 of ice time on Nov. 14 vs. Boston.
- Missed 11 games due to a facial injury, Feb. 9-27.
- Was placed on IR, Feb. 8 (retroactive to Feb. 7) and activated on March 1.

## CAREER STATISTICS

SEASON	TEAM	LEAGUE	GP	REGULAR SEASON								PLAYOFFS						
				G	A	PTS	PIM	+/-	PP	SH	GW	GP	G	A	PTS	PIM		
2005-06	U.S. Nat'l U-17	USA	18	2	1	3	14	-	-	-	-	-	-	-	-	-	-	-
	U.S. Nat'l U-17	NAHL	40	2	8	10	75	-	-	-	-	-	-	-	-	-	-	-
2006-07	U.S. Nat'l U-18	USA	42	6	11	17	36	-	-	-	-	-	-	-	-	-	-	-
	U.S. Nat'l U-18	NAHL	16	2	7	9	28	-	-	-	-	-	-	-	-	-	-	-
2007-08	Notre Dame	CCHA	43	8	12	20	40	-	-	-	-	-	-	-	-	-	-	-
	United States	WJC	6	0	0	0	6	-	-	-	-	-	-	-	-	-	-	-
2008-09	Notre Dame	CCHA	38	6	20	26	58	-	-	-	-	-	-	-	-	-	-	-
	United States	WJC	6	2	2	4	4	-	-	-	-	-	-	-	-	-	-	-
2009-10	Notre Dame	CCHA	30	3	16	19	55	-	-	-	-	-	-	-	-	-	-	-
	Peoria	AHL	9	1	4	5	4	-	-	-	-	-	-	-	-	-	-	-
2010-11	Peoria	AHL	44	5	10	15	63	-	-	-	-	-	-	-	-	-	-	-
	St. Louis	NHL	26	1	3	4	35	+6	0	0	0	-	-	-	-	-	-	-
2011-12	Peoria	AHL	22	1	3	4	26	-	-	-	-	-	-	-	-	-	-	-
	St. Louis	NHL	26	1	5	6	22	+7	0	0	0	2	0	0	0	0	0	0
2012-13	Peoria	AHL	34	3	11	14	43	-	-	-	-	-	-	-	-	-	-	-
	St. Louis	NHL	15	0	1	1	10	-4	0	0	0	-	-	-	-	-	-	-
2013-14	St. Louis	NHL	46	3	8	11	31	+15	0	0	0	-	-	-	-	-	-	-
	Pittsburgh	NHL	20	1	7	8	7	-2	0	0	0	5	0	2	2	8		
2015-16	Pittsburgh	NHL	70	0	12	12	59	-3	0	0	0	24	1	2	3	14		
2016-17	Pittsburgh	NHL	81	5	21	26	72	+26	0	0	1	25	0	9	9	22		
2017-18	Pittsburgh	NHL	47	3	10	13	52	+3	0	0	0	-	-	-	-	-		
	Columbus	NHL	20	2	5	7	24	+11	0	0	0	6	0	3	3	2		
2018-19	Colorado	NHL	71	2	13	15	115	-1	0	0	0	-	-	-	-	-		
<b>NHL TOTALS</b>			<b>476</b>	<b>22</b>	<b>90</b>	<b>112</b>	<b>471</b>	<b>+74</b>	<b>0</b>	<b>0</b>	<b>1</b>	<b>62</b>	<b>1</b>	<b>16</b>	<b>17</b>	<b>46</b>		

## STANLEY CUP PLAYOFFS

### 2017-18

- Recorded three assists (0g/3a) in six playoff contests for Columbus.

### 2016-17

- Helped the Penguins capture their second-straight Stanley Cup, the first NHL franchise to win back-to-back championships since the Detroit Red Wings in 1997 and 1998.
- Appeared in all 25 postseason contests and tallied nine points (0g/9a), second among Pittsburgh defensemen.
- His nine assists tied for first among Pens rearguards, and he led the NHL with 62 blocked shots.

- Finished second on the club in short-handed time-on-ice (2:31).
- Recorded his first career playoff multi-point game with a pair of assists in Game 2 of the first-round series against Columbus (April 14 in Pittsburgh).
- Posted a "plus" rating in six consecutive playoff contests from May 19-31.

### 2015-16

- Skated in all 24 playoff games in helping the Penguins win the 2016 Stanley Cup.
- Tallied a goal and two assists while leading the Pens in blocked shots (52) and short-handed time-on-ice (2:46).
- Scored his first career playoff goal in Game 4 of the Stanley Cup Final at San Jose (June 6), giving the Penguins a 1-0 lead en route to a 3-1 victory and 3-1 series lead.
- It was his only goal of the 2015-16 campaign, including the regular season.

### 2014-15

- Appeared in all five postseason contests with the Penguins, notching two assists (0g/2a).
- Recorded his first career playoff point with an assist in Game 2 of the first-round series at Madison Square Garden against the Rangers.

### 2011-12

- Saw his first action in the Stanley Cup Playoffs, dressing in two games for the Blues.
- Made his Stanley Cup Playoff debut in Game 2 of the Western Conference Semifinal against Los Angeles on April 20.




# 37 J.T. COMPHER

LEFT WING 6-0, 193 SHOOTS RIGHT BORN APRIL 8, 1995 (NORTHBROOK, IL)

**DRAFTED IN THE SECOND ROUND (35TH OVERALL) IN 2013 NHL DRAFT BY BUF**

## THIS SEASON

- Finished fifth on the Avalanche with 16 goals and tied for the team lead with three shorthanded tallies.
- His 16 goals, 16 assists and 32 points all surpassed his rookie season totals from 2017-18.
- Was one of eight NHL players with at least three shorthanded, power-play and game-winning goals (Sebastian Aho, Cam Atkinson, Patrice Bergeron, Blake Coleman, Leon Draisaitl, Brad Marchand, Brandon Saad).
- Was the first Avalanche player with at least three SHG, PPG and GWG in a season since Joe Sakic in 2000-01.
- Missed 16 games due to a head injury, Oct. 16–Nov. 21.
- Was placed on IR, Oct. 17 (retro to Oct. 13) and activated on Nov. 23.
- Scored two shorthanded goals on the same penalty kill on Nov. 23 at Arizona, tying the franchise record for shorthanded goals in a game (fourth time) and a period (second time). He set a new franchise record for the fastest two shorthanded goals (1:25) and also became the first player in franchise history to score two SHG on the same opponent power-play chance.
- Skated in his 100th NHL game Nov. 30 vs. St. Louis.
- Recorded a “Gordie Howe hat trick” on Dec. 14 at St. Louis, the first by an Avalanche player since Steve Downie on Oct. 2, 2013 vs. Anaheim.
- Tied his personal high with two assists on Dec. 22 at Arizona.
- Recorded his first career three-point game (2g/1a) on Feb. 22 at Chicago.



## CAREER STATISTICS

SEASON	TEAM	LEAGUE	REGULAR SEASON										PLAYOFFS						
			GP	G	A	PTS	PIM	+/-	PP	SH	GW	GP	G	A	PTS	PIM			
2011-12	U.S. U-17	NTDP	17	8	15	23	18	-	-	-	-	-	-	-	-	-	-	-	-
	U.S. U-17	USHL	32	13	14	27	37	-	-	-	-	-	-	-	-	-	-	-	-
	U.S. U-18	NTDP	9	4	3	7	4	-	-	-	-	-	-	-	-	-	-	-	-
2012-13	U.S. U-18	NTDP	31	11	15	26	18	-	-	-	-	-	-	-	-	-	-	-	-
	U.S. U-18	USHL	21	7	17	24	23	-	-	-	-	-	-	-	-	-	-	-	-
2013-14	Michigan	Big Ten	35	11	20	31	22	-	-	-	-	-	-	-	-	-	-	-	-
2014-15	Michigan	Big Ten	34	12	12	24	40	-	-	-	-	-	-	-	-	-	-	-	-
	USA	WJC	5	0	0	0	0	-	-	-	-	-	-	-	-	-	-	-	-
2015-16	Michigan	Big Ten	38	16	47	63	28	-	-	-	-	-	-	-	-	-	-	-	-
	USA	WC	10	1	2	3	2	-	-	-	-	-	-	-	-	-	-	-	-
2016-17	San Antonio	AHL	41	13	17	30	22	-	-	-	-	-	-	-	-	-	-	-	-
	Colorado	NHL	21	3	2	5	4	0	1	0	1	-	-	-	-	-	-	-	-
2017-18	USA	WC	8	2	0	2	0	-	-	-	-	-	-	-	-	-	-	-	-
	Colorado	NHL	69	13	10	23	20	-29	4	2	3	6	0	3	3	2	-	-	-
2018-19	Colorado	NHL	66	16	16	32	31	-8	4	3	3	-	-	-	-	-	-	-	-
<b>NHL TOTALS</b>			<b>156</b>	<b>32</b>	<b>28</b>	<b>60</b>	<b>55</b>	<b>-37</b>	<b>9</b>	<b>5</b>	<b>7</b>	<b>6</b>	<b>0</b>	<b>3</b>	<b>3</b>	<b>2</b>			

## STANLEY CUP PLAYOFFS

### 2017-18

- Recorded three assists (0g/3a) in six postseason games for the Avalanche.
- His three helpers tied for third on the squad.
- Made his Stanley Cup Playoff debut in Game 1 of the first-round series at Nashville on April 12.
- Recorded his first career playoff point with an assist in Game 2 at Nashville on April 14.
- Assisted on the game-winning goal with 1:28 left in regulation in Game 5 at Nashville on April 20.




# 49 SAMUEL GIRARD

DEFENSEMAN 5-10, 162 SHOOTS LEFT BORN MAY 12, 1998 (ROBERVAL, QC)

**DRAFTED IN THE SECOND ROUND (47TH OVERALL) IN 2016 NHL DRAFT BY NSH**

## THIS SEASON

- Appeared in all 82 games for the first time in his career and extended his ironman streak to 150 consecutive games, the longest active streak on the team.
- Finished second among Colorado defensemen with 27 points (4g/23a), surpassing his rookie season total (23) from 2017-18.
- Finished sixth on the club in average ice time (19:53) and was third in even-strength ice time (17:44).
- Posted a +8 plus/minus rating, tied for sixth on the team.
- Committed only three minor penalties all season, as he and Chicago's Dominik Kahun were the only NHL players to play all 82 games with six or fewer penalty minutes.
- Girard's 19:53 of ice time was the second-highest average of any player who had six or fewer PIM, as Pittsburgh's Justin Schultz committed only two minors while averaging 20:30.
- Logged a career-high 26:36 of ice time on Nov. 30 vs. St. Louis.
- Appeared in his 100th NHL game on Dec. 2 at Detroit.
- Was a team-best +11 in February, the best plus/minus by an Avalanche player in February since 2002-03 (Peter Forsberg +13, Alex Tanguay +12).
- Committed his first penalty of the season in his 57th contest on Feb. 14 at Winnipeg (delay of game).
- Posted a career-best +4 rating on Feb. 20 vs. Winnipeg.



## CAREER STATISTICS

SEASON	TEAM	LEAGUE	REGULAR SEASON										PLAYOFFS				
			GP	G	A	Pts	PIM	+/-	PP	SH	GW	GP	G	A	PTS	PIM	
2014-15	Shawinigan	QMJHL	64	5	38	43	8	15	-	-	-	7	0	2	2	2	
2015-16	Shawinigan	QMJHL	67	10	64	74	10	24	-	-	-	21	2	20	22	4	
2016-17	Shawinigan	QMJHL	59	9	66	75	29	26	-	-	-	5	1	8	9	4	
	Milwaukee	AHL	6	1	0	1	0	-4	-	-	-	2	0	0	0	2	
2017-18	Nashville	NHL	5	1	2	3	2	-3	0	0	0	-	-	-	-	-	
	Colorado	NHL	68	3	17	20	6	-8	1	0	0	3	0	0	0	0	
2018-19	Colorado	NHL	82	4	23	27	6	+8	0	0	0	-	-	-	-	-	
<b>NHL Totals</b>			<b>155</b>	<b>8</b>	<b>42</b>	<b>50</b>	<b>14</b>	<b>-3</b>	<b>1</b>	<b>0</b>	<b>0</b>	<b>3</b>	<b>0</b>	<b>0</b>	<b>0</b>	<b>0</b>	

## STANLEY CUP PLAYOFFS

### 2017-18

- Appeared in three postseason games for the Avalanche.
- Made his Stanley Cup Playoff debut in Game 1 of the first-round series at Nashville on April 12.
- Missed three contests due to an upper-body injury, April 14-18.






# 27 RYAN GRAVES

DEFENSEMAN 6-5, 226 SHOOTS LEFT BORN MAY 21, 1995 (YARMOUTH, NS)

DRAFTED IN THE FOURTH ROUND (110TH OVERALL) IN 2013 NHL DRAFT BY NYR



## THIS SEASON

- Was recalled from the Colorado Eagles (AHL) for the third time this season on Feb. 8 and spent the rest of the year with the Avalanche.
- Recorded five points (3g/2a) with a +4 rating in 26 games for the Avalanche and had nine points (2g/7a) with a +4 rating in 32 contests for the Eagles.
- Was originally recalled by the Avs on Dec. 26 and made his NHL debut on Dec. 27 at Vegas.
- Scored his first career NHL goal on Jan. 4 vs. NY Rangers.
- Was reassigned to the Eagles on Jan. 17.
- Was recalled for the second time on Jan. 22 and reassigned after the game on Jan. 23.

## CAREER STATISTICS

SEASON	TEAM	LEAGUE	GP	REGULAR SEASON								PLAYOFFS				
				G	A	Pts	PIM	+/-	PP	SH	GW	GP	G	A	PTS	PIM
2011-12	P.E. Island	QMJHL	62	2	7	9	34	-23	0	0	0	-	-	-	-	
2012-13	P.E. Island	QMJHL	68	3	13	16	90	+7	0	0	1	6	0	0	0	6
2013-14	Charlottetown	QMJHL	39	3	9	12	52	-2	1	0	0	-	-	-	-	
	Val d'Or	QMJHL	26	2	8	10	16	+22	0	0	0	24	1	7	8	24
2014-15	Quebec	QMJHL	50	15	24	39	49	+17	4	1	1	21	5	6	11	25
2015-16	Hartford	AHL	74	9	12	21	53	+6	0	1	1	-	-	-	-	
2016-17	Hartford	AHL	76	8	22	30	69	-17	3	0	1	-	-	-	-	
2017-18	Hartford	AHL	57	4	7	11	66	-15	0	0	0	-	-	-	-	
2018-19	San Antonio	AHL	21	1	5	6	7	-5	0	0	1	-	-	-	-	
	Colorado	AHL	32	2	7	9	26	+4	0	0	0	-	-	-	-	
	<b>Colorado</b>	<b>NHL</b>	<b>26</b>	<b>3</b>	<b>2</b>	<b>5</b>	<b>2</b>	<b>+4</b>	<b>0</b>	<b>0</b>	<b>0</b>	-	-	-	-	
<b>NHL Totals</b>			<b>26</b>	<b>3</b>	<b>2</b>	<b>5</b>	<b>2</b>	<b>+4</b>	<b>0</b>	<b>0</b>	<b>0</b>	-	-	-	-	

## STANLEY CUP PLAYOFFS

- Making his first appearance in the Stanley Cup Playoffs.



# 31

# PHILIPP GRUBAUER

GOALTENDER 6-1, 191 CATCHES LEFT BORN NOVEMBER 25, 1991 (ROSENHEIM, DEU)

DRAFTED IN THE FOURTH ROUND (112TH OVERALL) IN 2010 NHL DRAFT BY WSH

## THIS SEASON

- Set career highs in wins (18), games (37) and shutouts (3-tied).
- Led the Avalanche in shutouts, goals-against average (2.64) and save percentage (.917).
- Posted a 7-0-2 record in his final nine starts with a 1.63 goals-against average and .953 save percentage. His .953 Sv% during that stretch led all NHL goaltenders and his seven wins tied Jordan Binnington for the highest total since March 17.
- The 7-0-2 run matched his career-long streak without a regulation loss set twice before, including once earlier this year (Oct. 18–Dec. 6).
- Was 9-2-2 in his final 14 appearances (13 starts) with three shutouts, a 1.44 GAA and .956 Sv%.
- Stopped Jimmy Vesey's penalty-shot attempt on Jan. 4 vs. NY Rangers (has turned aside 2-of-3 career attempts).
- Recorded three shutouts in a five-start span from Feb. 23–March 17, joining Patrick Roy (five times) as the only goaltenders in franchise history to accomplish that feat.
- Finished second among NHL netminders in both GAA (1.48) and Sv%

- (.955) during the month of March, trailing only Ben Bishop in both categories (0.88, .969).
- Grubauer's .955 Sv% was the highest ever by an Avalanche/Nordiques goalie in March and the second highest in ANY calendar month (min 7 GP), trailing only Peter Budaj's .957 in December 2009.
- Started a career-high eight consecutive games from March 17–April 1, posting a 6-0-2 record with a 1.59 GAA and .954 Sv%.
- Was named the NHL's Third Star of the Week for March 18-24 (3-0-1, 1.49 GAA, .961 Sv%).
- Posted a career-high 44 saves in a 3-1 victory at Dallas on March 21.
- Compiled a career-high shutout streak of 124:40 from March 3-11, the longest by an Avs goalie since 2014-15 (Calvin Pickard, 149:24).
- Grubauer posted the three highest shutout streaks of his career this season, all of which came during the month of March.
- Made 34 saves in the Avalanche's playoff-clinching victory over the Winnipeg Jets in Game 81 on April 4.

## CAREER STATISTICS

SEASON	CLUB	LGE	REGULAR SEASON								PLAYOFFS						
			GP	W	L	OT	MIN	GA	SO	GAA	Sv%	GP	W	L	MIN	SO	GAA
2006-07	Rosenheim Jr. Ger. Jr.		6	-	-	-	354	49	-	8.32	-	3	-	-	180	-	4.00
2007-08	Rosenheim Jr. Ger. Jr.		23	-	-	-	1288	71	-	3.31	-	3	-	-	181	-	2.65
	Rosenheim Ger-3		5	-	-	-	307	14	1	2.74	-	7	-	-	420	-	1.71
2008-09	Belleville OHL		17	7	8	0	947	62	0	3.93	.888	1	0	0	56	0	4.26
	Germany WJC		3	0	3	0	109	12	0	6.61	.838	-	-	-	-	-	-
2009-10	Belleville OHL		31	10	14	5	1717	90	0	3.14	.913	-	-	-	-	-	-
	Windsor OHL		19	13	1	2	1011	40	2	2.37	.906	18	16	2	1094	0	2.69
2010-11	Kingston OHL		38	22	13	3	2239	135	2	3.62	.903	-	-	-	-	-	-
	Germany WJC		4	0	4	0	176	13	0	4.44	.888	-	-	-	-	-	-
2011-12	South Carolina ECHL		43	23	13	5	2536	94	0	2.22	.918	-	-	-	-	-	-
2012-13	Reading ECHL		26	19	5	1	1542	59	0	2.30	.912	-	-	-	-	-	-
	Hershey AHL		28	15	9	2	1624	61	2	2.25	.919	5	2	3	301	0	3.79
	Washington NHL		2	0	1	0	84	5	0	3.57	.915	-	-	-	-	-	-
2013-14	Hershey AHL		28	13	13	2	1685	73	3	2.60	.916	-	-	-	-	-	-
	Washington NHL		17	6	5	5	883	35	0	2.38	.925	-	-	-	-	-	-
	Germany WC		2	0	1	0	118	4	0	2.03	.922	-	-	-	-	-	-
2014-15	Hershey AHL		49	27	17	5	2918	112	6	2.30	.921	7	2	4	394	0	3.35
	Washington NHL		1	1	0	0	65	2	0	1.85	.920	1	1	0	60	0	3.00
2015-16	Washington NHL		22	8	9	1	1111	43	0	2.32	.918	-	-	-	-	-	-
2016-17	Washington NHL		24	13	6	2	1265	43	3	2.04	.926	1	0	0	19	0	6.46
	Germany WC		2	0	1	0	124	5	0	2.42	.938	-	-	-	-	-	-
2017-18	Washington NHL		35	15	10	3	1865	73	3	2.35	.923	2	0	1	105	0	4.57
2018-19	Colorado NHL		37	18	9	5	2021	89	3	2.64	.917	-	-	-	-	-	-
	NHL Totals		138	61	40	16	7293	290	9	2.39	.921	4	1	1	184	0	4.24

## STANLEY CUP PLAYOFFS

### 2017-18

- Started Washington's first two games of the 2018 Stanley Cup Playoffs (0-1-0, 4.57 GAA).
- Served as the backup for the remaining 22 postseason contests as the Capitals captured their first Stanley Cup in franchise history.

### 2016-17

- Appeared in one postseason contest, playing 18:34 in relief of Braden Holtby in Game 2 of the second-round series vs. Pittsburgh (April 29).

### 2014-15

- Made his Stanley Cup Playoff debut, appearing in one game for the Capitals.
- Stopped 18 shots to earn his first career playoff win in his first postseason start on April 17 vs. NY Islanders (Game 2 of the first round).
- Became the fifth rookie goaltender in Capitals history to pick up a win in his playoff debut, and was also the first German-born goaltender to start a playoff game.



# 6 ERIK JOHNSON

DEFENSEMAN 6-4, 225 SHOOTS RIGHT BORN MARCH 21, 1988 (BLOOMINGTON, MN)

DRAFTED IN THE FIRST ROUND (1ST OVERALL) IN 2006 NHL DRAFT BY STL

## THIS SEASON

- Tied his career high with 80 games played.
- Finished second on the Avalanche in average ice time (21:48) and led the club in both even-strength ice time (18:22) and shifts-per-game (27.0).
- Ranked second on the team in blocked shots (143) and third in hits (124).
- Finished tied for second among Avs defensemen in goals (7) and ranked third in points (25) and assists (18).
- Posted a +8 plus/minus rating, tied for sixth on the team.
- Matched his career high with three assists on Oct. 6 vs. Philadelphia.
- Picked up his 200th NHL assist on Dec. 15 vs. Dallas.
- Tied his career high with a +4 rating on Nov. 28 vs. Pittsburgh and again on Feb. 14 at Winnipeg.
- Left the Jan. 19th contest in the first period due to injury, forcing him to miss two games (Jan. 21-23).
- Appeared in his 700th NHL game on March 1 at San Jose.
- Became the first defenseman from the 2006 draft class to reach 700

games and the 47th U.S.-born defenseman in NHL history to hit the 700 mark.

- Dressed in his 500th game as a member of the Avalanche on March 7 at Dallas, joining Adam Foote (760) and John-Michael Liles (523) as the only defensemen to play 500 games with Colorado.
- Tallied a goal on his 31st birthday, March 21 at Dallas.
- Scored his sixth career overtime goal (his third with the Avalanche) on April 4 vs. Winnipeg.
- Johnson's three OT winners with Colorado rank second among defensemen in franchise history, one behind Tyson Barrie (4).

## CAREER STATISTICS

SEASON	TEAM	LEAGUE	REGULAR SEASON											PLAYOFFS				
			GP	G	A	PTS	PIM	+/-	PP	SH	GW	GP	G	A	PTS	PIM		
2003-04	Holy Angels	USHS	31	13	21	34	-	-	-	-	-	-	-	-	-	-	-	-
2004-05	U.S. U-17	NTPD	26	5	9	14	14	-	-	-	-	-	-	-	-	-	-	-
	U.S. U-17	NAHL	31	6	6	12	12	-	-	-	-	-	-	-	-	-	-	-
2005-06	U.S. U-18	NTDP	36	12	22	34	78	-	-	-	-	-	-	-	-	-	-	-
	U.S. U-18	NAHL	11	4	11	15	10	-	-	-	-	-	-	-	-	-	-	-
2006-07	USA	WJC	7	1	3	4	18	-	-	-	-	-	-	-	-	-	-	-
	U. of Minn.	WCHA	41	4	20	24	50	-	-	-	-	-	-	-	-	-	-	-
	USA	WJC	7	4	6	10	16	-	-	-	-	-	-	-	-	-	-	-
2007-08	USA	WC	7	0	2	2	4	-	-	-	-	-	-	-	-	-	-	-
	St. Louis	NHL	69	5	28	33	28	-9	4	0	3	-	-	-	-	-	-	-
2008-09	Peoria	AHL	1	0	0	0	2	-	-	-	-	-	-	-	-	-	-	-
2009-10	St. Louis	NHL	79	10	29	39	79	+1	6	0	2	-	-	-	-	-	-	-
	USA	Olympics	6	1	0	1	4	-	-	-	-	-	-	-	-	-	-	-
2010-11	St. Louis	NHL	55	5	14	19	37	-8	1	1	2	-	-	-	-	-	-	-
	Colorado	NHL	22	3	7	10	19	-5	2	0	0	-	-	-	-	-	-	-
2011-12	Colorado	NHL	73	4	22	26	26	-7	1	0	1	-	-	-	-	-	-	-
2012-13	Colorado	NHL	31	0	4	4	18	-3	0	0	0	-	-	-	-	-	-	-
	USA	WC	10	2	2	4	20	-	-	-	-	-	-	-	-	-	-	-
2013-14	Colorado	NHL	80	9	30	39	61	+5	2	0	2	7	1	1	2	2	2	
2014-15	Colorado	NHL	47	12	11	23	33	+2	3	0	2	-	-	-	-	-	-	-
2015-16	Colorado	NHL	73	11	16	27	50	-19	3	2	0	-	-	-	-	-	-	-
2016-17	Colorado	NHL	46	2	15	17	9	-6	0	0	1	-	-	-	-	-	-	-
	USA	W-Cup	2	0	0	0	2	-	-	-	-	-	-	-	-	-	-	-
2017-18	Colorado	NHL	62	9	16	25	58	+3	0	0	3	-	-	-	-	-	-	-
2018-19	Colorado	NHL	80	7	18	25	38	+8	0	0	1	-	-	-	-	-	-	-
NHL TOTALS			717	77	210	287	456	-38	22	3	17	7	1	1	2	2	2	2

## STANLEY CUP PLAYOFFS

### 2017-18

- Missed the playoffs due to a knee injury he suffered near the end of the regular season.

### 2013-14

- Appeared in all seven postseason games and led Colorado in ice time with an average of 26:01 per contest.
- Logged a team-high 30:22 of ice time and had an assist in his Stanley Cup Playoff debut on April 17 vs. Minnesota.
- Scored his first career playoff goal in Game 7 vs. Minnesota on April 30.



# 17 TYSON JOST

CENTER 5-11, 191 SHOOTS LEFT BORN MARCH 14, 1998 (ST. ALBERT, AB)

**DRAFTED IN THE FIRST ROUND (10TH OVERALL) IN 2016 NHL DRAFT BY COL**

## THIS SEASON

- Recorded 26 points (11g/15a) in 70 games, surpassing his rookie season point total (22) from 2017-18.
- Finished tied for fourth on the Avalanche in game-winning goals (3).
- Also appeared in eight games for the Colorado Eagles (AHL), tallying five points (4g/1a).
- Suffered a head injury on Oct. 26 vs. Ottawa, forcing him to miss four games from Oct. 27-Nov. 7.
- Placed on IR, Oct. 31 (retroactive to Oct. 26) and activated on Nov. 9.
- Recorded eight points (3g/5a) in 11 games during the month of November.
- Skated in his 100th NHL game on Dec. 15 vs. Dallas.
- Matched his career high with two goals on Jan. 2 vs. San Jose, his second multi-goal outing (also: April 1, 2018 at Anaheim).
- Was reassigned to the Colorado Eagles (AHL) on Jan. 17 and recalled by the Avalanche on Feb. 11.
- Finished fourth on the Avs with a +6 plus/minus rating in February.
- Recorded his first career three-point game (1g/2a) on Feb. 20 vs. Winnipeg.



## CAREER STATISTICS

SEASON	TEAM	LEAGUE	REGULAR SEASON										PLAYOFFS				
			GP	G	A	PTS	PIM	+/-	PP	SH	GW	GP	G	A	PTS	PIM	
2013-14	Okanagan	BCMML	36	44	44	88	65	-	-	-	-	7	9	9	18	14	
	Penticton	BCHL	3	0	0	0	0	-	-	-	-	-	-	-	-	-	
2014-15	Penticton	BCHL	46	23	22	45	16	-	-	-	-	21	10	4	14	6	
2015-16	Penticton	BCHL	48	42	62	104	43	-	-	-	-	11	6	8	14	4	
2016-17	N. Dakota	NCHC	33	16	19	35	44	-	-	-	-	-	-	-	-	-	
	Colorado	NHL	6	1	0	1	0	-5	0	0	0	-	-	-	-	-	
2017-18	Canada	WJC	7	1	3	4	6	-	-	-	-	-	-	-	-	-	
	Colorado	NHL	65	12	10	22	26	-10	5	0	1	6	0	1	1	0	
2018-19	San Antonio	AHL	5	1	1	2	0	+1	0	0	0	-	-	-	-	-	
	Canada	WC	9	4	2	6	4	-	-	-	-	-	-	-	-	-	
2018-19	Colorado	NHL	70	11	15	26	14	-2	4	0	3	-	-	-	-	-	
	Colorado	AHL	8	4	1	5	2	-3	2	0	0	-	-	-	-	-	
<b>NHL TOTALS</b>			<b>141</b>	<b>24</b>	<b>25</b>	<b>49</b>	<b>40</b>	<b>-17</b>	<b>9</b>	<b>0</b>	<b>4</b>	<b>6</b>	<b>0</b>	<b>1</b>	<b>1</b>	<b>0</b>	

## STANLEY CUP PLAYOFFS

### 2017-18

- Skated in all six postseason contests for the Avalanche, tallying one assist (0g/1a).
- Made his Stanley Cup Playoff debut in Game 1 of the first-round series at Nashville on April 12.
- Recorded his first career playoff point with an assist in Game 4 vs. Nashville on April 18.



# 91

# VLADISLAV KAMENEV

CENTER 6-2, 194 SHOOTS LEFT BORN AUGUST 12, 1996 (ORSK, RUS)

**DRAFTED IN THE SECOND ROUND (42ND OVERALL) IN 2014 NHL DRAFT BY NSH**

## THIS SEASON

- Left the game with a shoulder injury on Dec. 8 at Tampa Bay, forcing him to miss the final 52 contests of the regular season.
- Was placed on Injured Reserve, Dec. 10 (retroactive to Dec. 8).
- Ended the preseason on the Avalanche's Injured Reserve list (Oct. 1), was activated on Oct. 4 and reassigned to the Colorado Eagles (AHL).
- Skated in the Eagles' first two games to begin the season, tallying one assist.
- Was recalled by the Avalanche on Oct. 8.
- Recorded his first NHL point with an assist on Oct. 27 at Minnesota.
- Scored his first NHL goal on Nov. 1 at Calgary (shorthanded).
- Was the first Avalanche player to score his first career goal shorthanded since Greg Mauldin on Nov. 12, 2010 at Columbus.
- Recorded his first career multi-point game (1g/1a) on Nov. 21 at Los Angeles.



## CAREER STATISTICS

Season	Team	Lge	REGULAR SEASON										PLAYOFFS				
			GP	G	A	Pts	PIM	+/-	PP	SH	GW	GP	G	A	Pts	PIM	
2013-14	Magnitogorsk	KHL	16	1	0	1	2	-1	-	-	-	-	-	-	-	-	
2014-15	Magnitogorsk	KHL	41	6	3	9	10	-2	-	-	-	10	1	0	1	0	
2015-16	Milwaukee	AHL	57	15	22	37	35	-5	8	2	2	3	1	0	1	0	
2016-17	Milwaukee	AHL	70	21	30	51	59	+11	5	0	1	3	1	0	1	6	
	Nashville	NHL	2	0	0	0	2	-1	0	0	0	-	-	-	-	-	
2017-18	Milwaukee	AHL	10	3	5	8	25	+3	0	0	1	-	-	-	-	-	
	San Antonio	AHL	7	0	8	8	2	+1	0	0	0	-	-	-	-	-	
	Colorado	NHL	3	0	0	0	0	-2	0	0	0	-	-	-	-	-	
2018-19	Colorado	AHL	2	0	1	1	2	-3	0	0	-	-	-	-	-	-	
	Colorado	NHL	23	2	3	5	10	-2	1	1	0	-	-	-	-	-	
<b>NHL Totals</b>			<b>28</b>	<b>2</b>	<b>3</b>	<b>5</b>	<b>12</b>	<b>-5</b>	<b>1</b>	<b>1</b>	<b>0</b>	-	-	-	-	-	

## STANLEY CUP PLAYOFFS

### 2017-18

- Was on the Avalanche's postseason roster but did not appear in any playoff games.



# 13

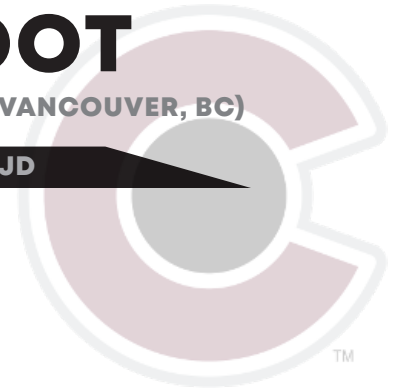
# ALEXANDER KERFOOT

CENTER 5-10, 175 SHOOTS LEFT BORN AUGUST 11, 1994 (VANCOUVER, BC)

**DRAFTED IN THE FIFTH ROUND (150TH OVERALL) IN 2012 NHL DRAFT BY NJD**

## THIS SEASON

- Ranked fifth on the team in assists (27) and was sixth in points (42) and goals (15).
- Won 56.0% of his faceoffs (274-489), tops among Avalanche players who took at least 400 draws.
- Recorded points in each of his first four games this season, Oct. 4-11, tying his career-long scoring streak.
- Won 10-of-14 draws (71%) on Nov. 7 vs. Nashville, tying his career high in faceoff wins.
- Recorded a career-high three assists while appearing in his 100th NHL game on Nov. 21 at Los Angeles.
- Missed four games due to an upper-body injury, Dec. 11-17.
- Matched his career high with two goals on Dec. 22 at Arizona and again on April 2 vs. Edmonton.
- Tied his career high with three points (1g/2a) on Feb. 23 at Nashville.
- Recorded a career-high, six-game point streak (4g/4a) from March 23-April 2.
- Scored his first career game-winning goal on April 2 vs. Edmonton.



## CAREER STATISTICS

SEASON	TEAM	LEAGUE	REGULAR SEASON										PLAYOFFS				
			GP	G	A	PTS	PIM	+/-	PP	SH	GW	GP	G	A	PTS	PIM	
2010-11	Van. NW Giants	BCMML	38	36	72	108	58	-	-	-	-	5	6	6	12	6	
	Coquitlam	BCHL	5	0	0	0	0	-	-	-	-	1	0	0	0	0	
2011-12	Coquitlam	BCHL	51	25	44	69	24	-	-	-	-	6	4	0	4	6	
2012-13	Coquitlam	BCHL	16	8	11	19	16	-	-	-	-	-	-	-	-	-	
2013-14	Harvard	ECAC	25	8	6	14	8	-	-	-	-	-	-	-	-	-	
2014-15	Harvard	ECAC	27	8	22	30	12	-	-	-	-	-	-	-	-	-	
2015-16	Harvard	ECAC	33	4	30	34	16	-	-	-	-	-	-	-	-	-	
2016-17	Harvard	ECAC	36	16	29	45	18	-	-	-	-	-	-	-	-	-	
<b>2017-18</b>	<b>Colorado</b>	<b>NHL</b>	<b>79</b>	<b>19</b>	<b>24</b>	<b>43</b>	<b>28</b>	<b>-7</b>	<b>5</b>	<b>0</b>	<b>0</b>	<b>6</b>	<b>2</b>	<b>0</b>	<b>2</b>	<b>2</b>	
<b>2018-19</b>	<b>Colorado</b>	<b>NHL</b>	<b>78</b>	<b>15</b>	<b>27</b>	<b>42</b>	<b>38</b>	<b>-9</b>	<b>4</b>	<b>0</b>	<b>1</b>	<b>-</b>	<b>-</b>	<b>-</b>	<b>-</b>	<b>-</b>	
<b>NHL TOTALS</b>			<b>157</b>	<b>34</b>	<b>51</b>	<b>85</b>	<b>66</b>	<b>-16</b>	<b>9</b>	<b>0</b>	<b>1</b>	<b>6</b>	<b>2</b>	<b>0</b>	<b>2</b>	<b>2</b>	

## STANLEY CUP PLAYOFFS

### 2017-18

- Scored two goals (2g/0a) while appearing in all six postseason games for the Avs.
- Made his Stanley Cup Playoff debut in Game 1 of the first-round series at Nashville on April 12.
- Scored his first career playoff goal in Game 2 at Nashville on April 14.



# 92 GABRIEL LANDESKOG

LEFT WING 6-1, 215 SHOOTS LEFT BORN NOVEMBER 23, 1992 (STOCKHOLM, SWE)

DRAFTED IN THE FIRST ROUND (2ND OVERALL) IN 2011 NHL DRAFT BY COL

## THIS SEASON

- Set career highs in points (75), goals (34) and assists (41).
- Became only the second left wing in Avalanche history to reach the 30-goal mark, joining Valeri Kamensky (38) in 1995-96.
- Led the team and finished tied for second in the NHL with nine game-winning goals.
- Ranked first in the league with 20 third-period goals, a single-season Avalanche record.
- Finished second on the Avalanche in goals and was third in points, power-play tallies (10) and plus/minus rating (+17).
- His 34 goals tied for eighth among NHL left wingers and his 75 points ranked 10th.
- Captained the Avalanche to its second straight playoff appearance, the first Colorado team to make back-to-back trips to the postseason in 13 years.
- Won 52.0% of his faceoffs (361-of-694).
- Participated in his first NHL All-Star Game on Jan. 26 in San Jose and finished tied for first on the Central Division with seven points (4g/3a) in the two contests.
- Set an Avalanche record for goals in the month of October with 10.
- Led the NHL with four game-winning goals in October, tying the Avalanche record for a single month.
- He and Mikko Rantanen set an Avalanche record for the highest plus/

- minus rating (+14) in the month of October. It was the highest by a Colorado player in any month since Rob Blake (+14) in March 2006.
- Picked up his 200th NHL assist on Oct. 13 vs. Calgary.
- Talled his third career hat trick on Oct. 20 at New Jersey, the first hat trick by an Avalanche player on the road since Dec. 28, 2015 (Nathan MacKinnon at San Jose).
- Is one of only six players since the Avalanche relocated to tally three career hat tricks, joining Joe Sakic (10), Peter Forsberg (7), Milan Hejduk and Kamensky (both 5), and Claude Lemieux (3).
- Was named the NHL's First Star of the Week for Oct. 15-21.
- Won 10-of-11 faceoffs (90.9%) on Jan. 8 at Winnipeg, the best percentage by an Avs player (min 10 att) since John Mitchell won 92.3% (12/13) on March 11, 2017 vs. Ottawa.
- Set a single-game franchise record with 12 shots on Jan. 9 at Calgary.
- Ranked first on the club with 11 points (4g/7a) in February.
- Talled his 400th career point with an assist on Feb. 18 against Vegas, joining Nikita Kucherov as the only members of the 2011 NHL Draft to reach 400 points.
- Missed nine games (March 9-27) due to an upper-body injury he suffered on March 7 at Dallas.
- Returned from injury and tallied five points (1g/4a) in his first three games back to help the Avs clinch a playoff spot.

## CAREER STATISTICS

SEASON	TEAM	LEAGUE	REGULAR SEASON										PLAYOFFS				
			GP	G	A	PTS	PIM	+/-	PP	SH	GW	GP	G	A	PTS	PIM	
2008-09	Djurgarden	Swe-U18	8	5	7	12	41	-	-	-	-	2	0	0	0	0	
	Djurgarden	Swe-Jr.	31	7	14	21	63	-	-	-	-	6	1	0	1	8	
	Djurgarden	Sweden	3	0	1	1	2	-	-	-	-	-	-	-	-	-	
2009-10	Kitchener	OHL	61	24	22	46	51	-	-	-	-	20	8	15	23	18	
	Kitchener	OHL	53	36	30	66	61	-	-	-	-	7	6	4	10	4	
2010-11	Sweden	WJC	1	1	1	2	0	-	-	-	-	-	-	-	-	-	
	Sweden	NHL	82	22	30	52	51	+20	6	0	5	-	-	-	-	-	
2011-12	Sweden	WC	8	1	4	5	6	-	-	-	-	-	-	-	-	-	
	Djurgarden	Sweden	17	6	8	14	32	-	-	-	-	-	-	-	-	-	
	Colorado	NHL	36	9	8	17	22	-4	0	3	1	-	-	-	-	-	
2012-13	Sweden	WC	10	3	1	4	18	-	-	-	-	-	-	-	-	-	
	Colorado	NHL	81	26	39	65	71	+21	5	0	4	7	3	1	4	8	
	Sweden	Olympics	6	0	1	1	4	-	-	-	-	-	-	-	-	-	
2014-15	Colorado	NHL	82	23	36	59	79	-2	8	0	2	-	-	-	-	-	
2015-16	Colorado	NHL	75	20	33	53	69	-5	4	1	2	-	-	-	-	-	
2016-17	Colorado	NHL	72	18	15	33	62	-25	5	1	2	-	-	-	-	-	
	Sweden	W-Cup	4	1	0	1	2	-	-	-	-	-	-	-	-	-	
2017-18	Sweden	WC	10	2	3	5	2	-	-	-	-	-	-	-	-	-	
	Colorado	NHL	78	25	37	62	37	+16	8	0	1	6	4	3	7	8	
2018-19	Colorado	NHL	73	34	41	75	51	+17	10	0	9	-	-	-	-	-	
NHL TOTALS			579	177	239	416	442	+38	46	5	26	13	7	4	11	16	

## STANLEY CUP PLAYOFFS

### 2017-18

- Led the Avalanche in points (7) and goals (4) during the 2018 Stanley Cup Playoffs.
- Set a playoff career high with three points (1g/2a) in Game 3 vs. Nashville on April 16.

- Netted the tying goal with 4:11 left in regulation in Colorado's Game 5 victory at Nashville on April 20.
- Scored a goal in four straight games, April 14-20, the first Avalanche player to post a four-game goal streak during the playoffs since 2001, when Joe Sakic scored in the last two games of the Western Conference Final and the first two dates of the Stanley Cup Final (May 18-29, 2001).

### 2013-14

- Appeared in all seven postseason games, tallying three goals and one assist
- His three goals tied him for second on the club.
- Scored a goal in his Stanley Cup Playoff debut on April 17 vs. Minnesota (Game 1)
- Scored twice in the Avalanche's Game 2 victory against the Wild on April 19
- At 21 years, 147 days, he became the youngest Avalanche player to score two goals in a postseason game (Alex Tanguay was 21 years, 200 days when he scored twice in Game 7 of the 2001 Stanley Cup Final).



# 29 NATHAN MacKINNON

CENTER 6-0, 205 SHOOTS RIGHT BORN SEPTEMBER 1, 1995 (HALIFAX, NS)

DRAFTED IN THE FIRST ROUND (1ST OVERALL) IN 2013 NHL DRAFT BY COL

## THIS SEASON

- Led the team and finished tied for seventh in league scoring with a career-high 99 points (41g/58a) in 82 games.
- His 99 points were the most by an Avalanche player since Joe Sakic had 100 in 2006-07.
- Joined Peter Forsberg (1997-99) as the only players in Avalanche history to record back-to-back seasons of 90+ points.
- Became the first Colorado skater to lead the team in scoring for three straight seasons since Sakic from 2003-04 to 2006-07.
- Finished tied for sixth in the NHL with 41 goals, surpassing the 40-goal mark for the first time in his career.
- Was Colorado's first 40-goal scorer since Milan Hejduk (50) in 2002-03.
- Joined Hejduk (twice) and Sakic (three times) as the only Avalanche players since the franchise relocated to reach 40 goals in a season.
- Was the first Avs player to score 30+ goals in back-to-back campaigns since Sakic (three straight) from 2003-07, and only the second Colorado player to score 35+ goals in back-to-back years (Hejduk, 2002-04).
- Led the NHL with a franchise-record 365 shots, breaking Sakic's previous record of 339 that had stood since the Avalanche's inaugural season of 1995-96.
- Was the first Colorado player to lead the league in shots.
- Has recorded at least one shot in 151 consecutive games, the second-longest active streak behind Dougie Hamilton (247).
- Finished fourth in the NHL in power-play points (37) and was sixth in PP assists (25). His 37 man-advantage points were the most by a Colorado player since 2006-07 (Sakic, 43)
- Led the team in points, goals, assists, shots, ice time (22:05) and plus-minus (+20).
- Was the only NHL forward to lead his respective team in average ice time and the first forward to lead the Avalanche in ice time since Sakic in 1998-99 (25:35).
- Has 196 points (80g/116a) since the start of the 2017-18 campaign, third most of any player in that span behind Nikita Kucherov (228) and Connor McDavid (224).
- Led the team in both home (52) and road (47) points.
- Served as captain of the Central Division for the 2019 NHL All-Star Game but did not play in the contest due to injury.
- Was the first Avalanche player to be named All-Star captain since Sakic in 2007 and the first to be selected to three straight All-Star Games since Rob Blake from 2002-04.
- Scored a goal in each of his first six games, Oct. 4-16, establishing a franchise record for the longest goal streak to begin a season. He eclipsed the previous mark of five straight games with a goal set by Mats Sundin to open the 1992-93 campaign with Quebec.
- Tallied points in each of his first nine games, Oct. 4-22, tying the Avalanche record for the longest point streak to start a season (John-Michael Liles, 2010-11, and Rantanen, this year).
- Scored 11 seconds into the first period on Oct. 13 vs. Calgary, the fastest goal to begin a game by an Avalanche player since Antti Laaksonen set the club record by scoring eight seconds (:08) into the first period on Feb. 10, 2006 at Columbus.
- Was named the NHL's Second Star for the month of November after tying for the league lead with 23 points (9g/14a) in 14 games.
- His 23 points equaled the Avalanche record for the month of November (Forsberg, 1995-96).
- Registered his 200th NHL assist on Nov. 7 vs. Nashville.
- Skated in his 400th NHL game on Nov. 30 vs. St. Louis.
- Tied Sakic's 1995-96 Avalanche record for the fewest team games (30) to reach 20 goals on Dec. 8 at Tampa Bay.
- Finished the 2018 calendar year with the third-most points (110) and fourth-most goals (47) of any NHL player in 2018.

## CAREER STATISTICS

SEASON	TEAM	LEAGUE	REGULAR SEASON										PLAYOFFS				
			GP	G	A	PTS	PIM	+/-	PP	SH	GW	GP	G	A	PTS	PIM	
2011-12	Halifax	QMJHL	58	31	47	78	45	-	-	-	-	17	13	15	28	12	
2012-13	Halifax	QMJHL	44	32	43	75	45	-	-	-	-	17	11	22	33	12	
	Canada	WJC	6	0	1	1	4	-	-	-	-	-	-	-	-	-	
<b>2013-14</b>	<b>Colorado</b>	<b>NHL</b>	<b>82</b>	<b>24</b>	<b>39</b>	<b>63</b>	<b>26</b>	<b>+20</b>	<b>8</b>	<b>0</b>	<b>5</b>	<b>7</b>	<b>2</b>	<b>8</b>	<b>10</b>	<b>4</b>	
	Canada	WC	8	1	3	4	8	-	-	-	-	-	-	-	-	-	
<b>2014-15</b>	<b>Colorado</b>	<b>NHL</b>	<b>64</b>	<b>14</b>	<b>24</b>	<b>38</b>	<b>34</b>	<b>-7</b>	<b>3</b>	<b>0</b>	<b>2</b>	-	-	-	-	-	
	Canada	WC	10	4	5	9	6	-	-	-	-	-	-	-	-	-	
<b>2015-16</b>	<b>Colorado</b>	<b>NHL</b>	<b>72</b>	<b>21</b>	<b>31</b>	<b>52</b>	<b>20</b>	<b>-4</b>	<b>7</b>	<b>0</b>	<b>6</b>	-	-	-	-	-	
<b>2016-17</b>	<b>Colorado</b>	<b>NHL</b>	<b>82</b>	<b>16</b>	<b>37</b>	<b>53</b>	<b>16</b>	<b>-14</b>	<b>2</b>	<b>2</b>	<b>4</b>	-	-	-	-	-	
	N. America	W-Cup	3	2	1	3	2	-	-	-	-	-	-	-	-	-	
	Canada	WC	10	6	9	15	6	-	-	-	-	-	-	-	-	-	
<b>2017-18</b>	<b>Colorado</b>	<b>NHL</b>	<b>74</b>	<b>39</b>	<b>58</b>	<b>97</b>	<b>55</b>	<b>+11</b>	<b>12</b>	<b>0</b>	<b>12</b>	<b>6</b>	<b>3</b>	<b>3</b>	<b>6</b>	<b>4</b>	
<b>2018-19</b>	<b>Colorado</b>	<b>NHL</b>	<b>82</b>	<b>41</b>	<b>58</b>	<b>99</b>	<b>34</b>	<b>+20</b>	<b>12</b>	<b>0</b>	<b>6</b>	-	-	-	-	-	
<b>NHL TOTALS</b>			<b>456</b>	<b>155</b>	<b>247</b>	<b>402</b>	<b>185</b>	<b>+26</b>	<b>44</b>	<b>2</b>	<b>35</b>	<b>13</b>	<b>5</b>	<b>11</b>	<b>16</b>	<b>8</b>	





# 29 NATHAN MacKINNON

CENTER 6-0, 205 SHOOTS RIGHT BORN SEPTEMBER 1, 1995 (HALIFAX, NS)

DRAFTED IN THE FIRST ROUND (1ST OVERALL) IN 2013 NHL DRAFT BY COL

## THIS SEASON (continued)

- His 40th goal of the season on April 2 vs. Edmonton was also his 400th career point. Became the first player from the 2013 draft class to reach 400 points and at 23 years, 213 days, the second-youngest Colorado/Quebec player to reach 400 points behind Sakic (23 years, 135 days).
- Logged a career-high 26:41 of ice time on April 4 vs. Winnipeg.

## STANLEY CUP PLAYOFFS

### 2017-18

- Finished second on the team with six points (3g/3a) in six games during the 2018 Stanley Cup Playoffs.
- Led the Avs in shots (28) and ranked second in goals (3).
- Collected his first career playoff multi-goal game on April 16 vs. Nashville (Game 3).

### 2013-14

- Shared the team scoring lead during the playoffs with 10 points (2g/8a) in seven contests.
- MacKinnon's 10 points were the third-most by an 18-year-old in one playoff year, behind only Jaromir Jagr (13, 1991) and Ed Olczyk (11, 1985).
- Despite playing just seven games, Nathan's eight postseason assists tied for the league lead among rookies.
- Collected three assists in his playoff debut on April 17 vs. Minnesota, becoming the first rookie to ever record three assists in his postseason debut.

- At 18 years, 228 days, was the second-youngest player in NHL history to record three points in his playoff debut (Pierre Turgeon was 18 years, 222 days on April 6, 1988 at Boston).
- Had a goal and three assists in Game 2 on April 19, becoming the third 18-year-old in NHL history to record a four-point game in the postseason (Pierre Turgeon, 1988; Trevor Linden, 1989).
- With that four-point effort, Nathan tied the NHL record for most points in the first two playoff games of a career with seven (Odie Cleghorn, Montreal 1918-19 and Barry Pederson, Boston 1981-82).
- Was the fourth player in NHL history to record three or more points in each of his first two career postseason games (Newsy Lalonde 1917-18, Cleghorn 1918-19, Bobby Smith 1979-80).
- Scored the overtime winner in Game 5 on April 26 at Pepsi Center, becoming the second-youngest player in Stanley Cup Playoff history to score an OT goal (18 years, 237 days).
- Don Gallinger was 17 years, 339 days when he did it for Boston on March 21, 1943 against Montreal.



# 12


# PATRIK NEMETH

DEFENSEMAN 6-3, 219 SHOOTS LEFT BORN FEBRUARY 8, 1992 (STOCKHOLM, SWE)

**DRAFTED IN THE SECOND ROUND (41ST OVERALL) IN 2010 NHL DRAFT BY DAL**

## THIS SEASON

- Appeared in a career-high 74 games.
- Finished second on the team in hits (137) and third in blocked shots (131).
- Ranked eighth on the Avalanche in plus/minus rating (+5).
- Finished second on the club in average shorthanded time-on-ice (3:13).
- Missed two games due to an upper-body injury, Oct. 6-9.
- Tallied his first goal of the season on Nov. 21 at Los Angeles.
- Appeared in his 200th NHL game on Dec. 6 at Florida.
- Missed three games, Jan. 12-16, due to illness.



## CAREER STATISTICS

SEASON	TEAM	LEAGUE	REGULAR SEASON										PLAYOFFS						
			GP	G	A	PTS	PIM	+/-	PP	SH	GW	GP	G	A	PTS	PIM			
2007-08	Hammarby IF	J18 Elit	13	1	3	4	12	-	-	-	-	-	-	-	-	-	-	-	-
2008-09	AIK J18	J18 Elit	16	2	6	8	51	-	-	-	-	-	-	-	-	-	-	-	-
	AIK J18	J18 Allsv. 11	1	1	4	5	72	-	-	-	-	-	-	-	-	-	-	-	-
2009-10	AIK J20	SuperElit	19	0	0	0	43	-	-	-	-	-	-	-	-	-	-	-	-
	AIK	Allsvenskan	1	0	1	1	0	0	-	-	-	-	-	-	-	-	-	-	-
	Swe. U17	Int-Jr	6	0	1	1	10	-	-	-	-	-	-	-	-	-	-	-	-
2009-10	AIK J18	J18 Allsv. 3	0	1	1	1	4	-	-	-	-	-	-	-	-	-	-	-	-
	AIK J20	SuperElit	38	1	19	20	120	-	-	-	-	-	-	-	-	-	-	-	-
	AIK	Allsvenskan	16	0	3	3	8	+7	-	-	-	-	-	-	-	-	-	-	-
	Swe. U18	WJC-18	6	0	2	2	8	+7	-	-	-	-	-	-	-	-	-	-	-
2010-11	Swe. U18	Int-Jr	19	2	6	8	72	-	-	-	-	-	-	-	-	-	-	-	-
	AIK	SHL	38	1	6	7	18	0	-	-	-	-	-	-	-	-	-	-	-
	Swe. U19	Int-Jr	3	0	0	0	10	-	-	-	-	-	-	-	-	-	-	-	-
	Swe. U20	WJC-20	6	0	1	1	2	+1	-	-	-	-	-	-	-	-	-	-	-
	Swe. U20	Int-Jr	10	0	1	1	14	-	-	-	-	-	-	-	-	-	-	-	-
2011-12	AIK	SHL	46	0	3	3	55	+3	-	-	-	-	-	-	-	-	-	-	-
	Swe. U20	WJC-20	6	0	5	5	2	+7	-	-	-	-	-	-	-	-	-	-	-
	Swe. U20	Int-Jr	16	1	6	7	24	+10	-	-	-	-	-	-	-	-	-	-	-
2012-13	Texas	AHL	47	1	11	12	40	+11	0	0	0	-	-	-	-	-	-	-	-
2013-14	Dallas	NHL	8	0	0	0	6	-3	0	0	0	5	0	0	0	12	-	-	-
	Texas	AHL	37	3	7	10	32	+19	0	0	1	18	1	4	5	8	-	-	-
2014-15	Dallas	NHL	22	0	3	3	6	0	0	0	0	-	-	-	-	-	-	-	-
	Texas	AHL	8	0	2	2	6	-3	0	0	0	3	0	1	1	4	-	-	-
2015-16	Dallas	NHL	38	0	8	8	14	-1	0	0	0	-	-	-	-	-	-	-	-
	Texas	AHL	8	0	1	1	2	+3	0	0	0	-	-	-	-	-	-	-	-
2016-17	Dallas	NHL	40	0	3	3	14	-4	0	0	0	-	-	-	-	-	-	-	-
	Texas	AHL	4	1	2	3	2	0	0	1	0	-	-	-	-	-	-	-	-
2017-18	Colorado	NHL	68	3	12	15	41	+27	0	0	0	6	0	1	1	4	-	-	-
2018-19	Colorado	NHL	74	1	9	10	53	+5	0	0	0	-	-	-	-	-	-	-	-
NHL Totals			250	4	35	39	134	+24	0	0	0	11	0	1	1	16	-	-	-

## STANLEY CUP PLAYOFFS

### 2017-18

- Recorded one assist (0g/1a) in six playoff games while leading the Avalanche in average ice time (23:42) and hits (20).
- Recorded his first career playoff point with an assist in Game 3 of the first-round series against Nashville on April 16 at Pepsi Center.

### 2013-14

- Made his Stanley Cup Playoffs debut on April 16, 2014 at Anaheim.
- Appeared in five playoff games for the Dallas Stars and had a -2 plus/minus rating and 12 penalty minutes.



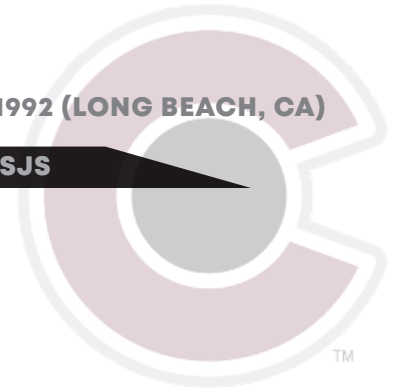
# 83 MATT NIETO

LEFT WING 5-11, 190 SHOOTS LEFT BORN NOVEMBER 5, 1992 (LONG BEACH, CA)

**DRAFTED IN THE SECOND ROUND (47TH OVERALL) IN 2011 NHL DRAFT BY SJS**

## THIS SEASON

- Led all Avalanche forwards in average shorthanded time-on-ice (2:38).
- Had 23 points, including a career-high 19 assists.
- Missed two straight games and three of five contests from Nov. 9-18 due to a lower-body injury.
- Scored his fourth career shorthanded goal on Dec. 4 at Pittsburgh.
- Tied his career high with two assists on Dec. 22 at Arizona and again on Feb. 14 at Winnipeg.
- Shared the team lead with seven assists during the month of February.
- Missed 15 games (Feb. 23–March 24) due to a lower-body injury he suffered on Feb. 22 at Chicago.
- Appeared in his 400th career NHL game on April 2 vs. Edmonton.



## CAREER STATISTICS

SEASON	TEAM	LEAGUE	GP	REGULAR SEASON							PLAYOFFS							
				G	A	PTS	PIM	+/-	PP	SH	GW	GP	G	A	PTS	PIM		
2008-09	NTDP U-18	NAHL	38	11	24	35	14	-	-	-	-	-	-	-	-	-	-	-
2009-10	NTDP U-18	USHL	21	14	14	28	19	-	-	-	-	-	-	-	-	-	-	-
	NTDP U-17	USHL	3	1	0	1	0	-	-	-	-	-	-	-	-	-	-	-
2010-11	Boston U.	H-East	39	10	13	23	16	-	-	-	-	-	-	-	-	-	-	-
2011-12	Boston U.	H-East	37	16	26	42	26	-	-	-	-	-	-	-	-	-	-	-
2012-13	Boston U.	H-East	39	18	19	37	24	-	-	-	-	-	-	-	-	-	-	-
	Worcester	AHL	11	2	4	6	0	-	-	-	-	-	-	-	-	-	-	-
<b>2013-14</b>	<b>San Jose</b>	<b>NHL</b>	<b>66</b>	<b>10</b>	<b>14</b>	<b>24</b>	<b>16</b>	<b>-4</b>	<b>1</b>	<b>0</b>	<b>2</b>	<b>7</b>	<b>2</b>	<b>3</b>	<b>5</b>	<b>0</b>	<b>0</b>	<b>0</b>
	Worcester	AHL	2	2	3	5	0	-	-	-	-	-	-	-	-	-	-	-
2014-15	San Jose	NHL	72	10	17	27	20	-12	1	0	1	-	-	-	-	-	-	-
2015-16	San Jose	NHL	67	8	9	17	10	-8	0	2	1	16	1	2	3	8	-	-
2016-17	San Jose	NHL	16	0	2	2	4	-3	0	0	0	-	-	-	-	-	-	-
	Colorado	NHL	43	7	4	11	4	-9	0	0	1	-	-	-	-	-	-	-
2017-18	Colorado	NHL	74	15	11	26	14	+6	0	1	1	6	0	3	3	2	-	-
2018-19	Colorado	NHL	64	4	19	23	8	+2	0	1	1	-	-	-	-	-	-	-
<b>NHL TOTALS</b>			<b>402</b>	<b>54</b>	<b>76</b>	<b>130</b>	<b>76</b>	<b>-28</b>	<b>2</b>	<b>4</b>	<b>7</b>	<b>29</b>	<b>3</b>	<b>8</b>	<b>11</b>	<b>10</b>		

## STANLEY CUP PLAYOFFS

### 2017-18

- Recorded three points (0g/3a) in six playoff games for the Avalanche.
- His three assists tied him for third on the Avs.
- Ranked third on the club and led all forwards in shorthanded time-on-ice (2:32).

### 2015-16

- Appeared in 16 of San Jose's 24 playoff contests, including five of the six Stanley Cup Final games against the Penguins.
- Finished with one goal and two assists during the postseason.
- Scored in the series-clinching Game 5 of the opening round against the Kings in Los Angeles on April 22.

### 2013-14

- Appeared in all seven playoff games for the Sharks and tied Tomas Hertl for fourth on the club in scoring with five points (2g/3a).
- Had an assist in his first career playoff game on April 17 vs. Los Angeles and went on to collect points in each of his first four postseason outings (2g/3a).
- Scored his first career playoff goal in Game 3 at Los Angeles on April 22.



# 96 MIKKO RANTANEN

RIGHT WING 6-4, 215 SHOOTS LEFT BORN OCTOBER 29, 1996 (NOUSIAINEN, FIN)

DRAFTED IN THE FIRST ROUND (10TH OVERALL) IN 2015 NHL DRAFT BY COL

## THIS SEASON

- Finished second on the Avalanche in scoring with a career-high 87 points (31g/56a) in 74 games.
- Surpassed the 30-goal mark for the first time in his career and became only the second player in Avalanche history to score 20+ goals in each of his first three NHL seasons, joining Chris Drury (first four campaigns).
- His 56 assists also set a personal best and ranked second on the team.
- Led the club with 16 power-play goals, tied for sixth in the NHL, and the most by an Avalanche player since Joe Sakic scored 16 in 2006-07.
- Ranked third on the club in goals and fourth in plus/minus rating (+13).
- Was selected to his first career NHL All-Star Game and tallied six points (4g/2a) in the two contests in San Jose.
- Was the first NHL player to reach the 30, 40 and 50-point marks this season, and reached the 60-point mark just a few hours after Nikita Kucherov on Dec. 27.
- Held at least a share of the scoring lead for 66 days consecutive days from Oct. 23 to Dec. 27. He was the outright scoring leader for 60 of those 66 days, including the last 43 in a row before being passed by Kucherov.
- Tallied points in each of his first nine games, Oct. 4-22, tying the Avalanche record for the longest point streak to start a season (John-Michael Liles, 2010-11, and MacKinnon this year).
- Recorded an assist in each of his first eight games, Oct. 4-20, the second-longest assist streak to start a season in franchise history behind only Liles' mark of nine straight with a helper to open the 2010-11 campaign.
- Was named the NHL's First Star of the Month for October after pacing the NHL with 21 points and 16 assists in 12 games, tying Joe Sakic's

- Avalanche record for the month of October in both categories.
- Rantanen's 16 helpers were the most in a single month by a Colorado player since 2002-03, when Peter Forsberg had three such months.
- He and Gabriel Landeskog set an Avs October record for plus/minus rating (+14), the highest by a Colorado player in any month since Rob Blake was +14 in March 2006.
- Was named the NHL's Third Star of the Week for Oct. 22-28.
- Was the first Avalanche player to lead the NHL in scoring through the end of October since Sakic in 1996-97.
- Scored his second career overtime goal on Nov. 18 at Anaheim, tied for the second-latest OT winner in franchise history (4:58).
- Registered a career-high 14-game point streak, Nov. 18-Dec. 15, tied for the third-longest in the NHL this season.
- Had a 14-game road point streak from Nov. 11-Jan. 9.
- Led the NHL in scoring at U.S. Thanksgiving (34 points).
- Picked up his 100th career assist on Nov. 23 at Arizona.
- Joined Forsberg (1997-98) as the only players in Avalanche/Nordiques franchise history to be the first NHL player to 50 points in a season on Dec. 11 vs. Edmonton.
- On Dec. 14 at St. Louis, he became the ninth different player in NHL history to record 40 assists in his team's first 32 games of a season, joining Wayne Gretzky (11x), Mario Lemieux (3x), Bobby Orr, Ron Francis, Forsberg, Denis Savard, John Mullen and Evgeni Malkin.
- Skated in his 200th NHL game on Dec. 19 vs. Montreal.
- Led the league with 59 points at the holiday break, joining Forsberg (48 in 1997-98) as the only Avalanche players to lead the NHL in points at Christmas.

## CAREER STATISTICS

SEASON	TEAM	LEAGUE	REGULAR SEASON										PLAYOFFS			
			GP	G	A	PTS	PIM	+/-	PP	SH	GW	GP	G	A	PTS	PIM
2011-12	TPS U18	Fin. U18	22	5	8	13	6	-	-	-	-	-	-	-	-	-
2012-13	TPS U18	Fin. U18	5	2	6	8	0	-	-	-	-	1	1	0	1	0
	TPS Jr.	Fin. Jr.	35	10	14	24	14	-	-	-	-	9	2	4	6	4
2013-14	TPS	Finland	15	2	1	3	4	-	-	-	-	-	-	-	-	-
	TPS U18	Fin. U18	2	0	2	2	0	-	-	-	-	-	-	-	-	-
	TPS Jr.	Fin. Jr.	17	5	13	18	8	-	-	-	-	3	2	1	3	0
2014-15	TPS	Finland	37	5	4	9	10	-	-	-	-	-	-	-	-	-
	TPS Jr.	Finland	56	9	19	28	22	-	-	-	-	-	-	-	-	-
	TPS Jr.	Fin. Jr.	0	0	0	0	0	-	-	-	-	7	6	8	14	2
2015-16	Finland	WJC	5	4	0	4	2	-	-	-	-	-	-	-	-	-
	Colorado	NHL	9	0	0	0	2	-7	0	0	0	-	-	-	-	-
	San Antonio	AHL	52	24	36	60	42	-	-	-	-	-	-	-	-	-
	Finland	WJC	7	2	3	5	2	-	-	-	-	-	-	-	-	-
2016-17	Finland	WC	5	0	1	1	2	-	-	-	-	-	-	-	-	-
	Colorado	NHL	75	20	18	38	22	-25	4	0	2	-	-	-	-	-
	San Antonio	AHL	4	0	2	2	4	-	-	-	-	-	-	-	-	-
2017-18	Finland	WC	10	4	6	10	0	-	-	-	-	-	-	-	-	-
	Colorado	NHL	81	29	55	84	34	0	12	0	3	6	0	4	4	0
2018-19	Colorado	NHL	74	31	56	87	54	+13	16	0	4	-	-	-	-	-
NHL TOTALS			239	80	129	209	112	-19	32	0	9	6	0	4	4	0

## STANLEY CUP PLAYOFFS

### 2017-18

- Tied for the team lead with four assists (0g/4a) in six games during the postseason.
- Had an assist in his Stanley Cup Playoff debut in Game 1 of the first-round series at Nashville on April 12.
- Recorded his first playoff multi-point game with a pair of assists in Game 3 vs. Nashville (April 16).



# 96 MIKKO RANTANEN

RIGHT WING 6-4, 215 SHOOTS LEFT BORN OCTOBER 29, 1996 (NOUSIAINEN, FIN)

DRAFTED IN THE FIRST ROUND (10TH OVERALL) IN 2015 NHL DRAFT BY COL

## THIS SEASON *(continued)*

- Rantanen's 59 points were the most by anyone at the holidays since Pittsburgh's Sidney Crosby had 60 in 2010-11.
- Was the fastest to the 60-point mark in Avalanche history (38 team games), three contests quicker than Forsberg (41) in 1995-96.
- Finished the 2018 calendar year with the second-most points (113) of any NHL player (Connor McDavid 121) and his 79 assists led all players in 2018.
- Rantanen's 62 points on Jan. 2 set a new record for an Avalanche player at the halfway mark of the season (through 41 team games). Surpassed the 60 points set by Forsberg in 1995-96 and by MacKinnon this year.
- Was the quickest player to reach 70 points in Avalanche history (47 games), two games faster than Sakic in 1995-96.
- Became the third different player in franchise history to reach 50 assists in less than 50 team games on Jan. 16, joining Peter Stastny (twice, 1981-82 and 1983-84) and Forsberg (1995-96).
- Set an Avalanche record for the most points at the All-Star Break with 74, topping Sakic's 72 in 2000-01.
- Notched his 200th NHL point Feb. 22 at Chicago.
- Missed the final eight games of the regular season due to an upper-body injury he suffered on March 21 at Dallas.



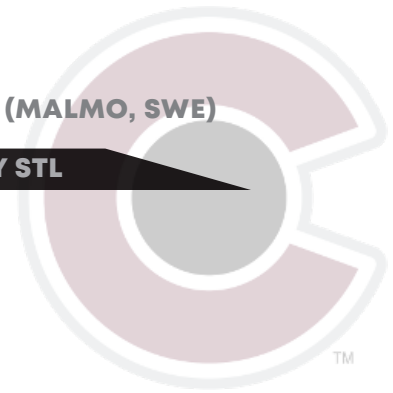
# 34 CARL SODERBERG

CENTER 6-3, 210 SHOOTS LEFT BORN OCTOBER 12, 1985 (MALMO, SWE)

DRAFTED IN THE SECOND ROUND (49TH OVERALL) IN 2004 NHL DRAFT BY STL

## THIS SEASON

- Finished fourth on the Avalanche with a career-high 23 goals, surpassing the 20-goal plateau for the first time.
- Tied for the team lead with three shorthanded goals.
- Ranked fifth on the club with 49 points, the second most of his career (51 in 2015-16 with Colorado).
- Appeared in all 82 games for the third time in his career.
- Recorded his 200th NHL point on Oct. 9 at Columbus.
- Tied his career high with a four-game point streak from Oct. 4-11 and Nov. 9-16.
- Won 80% (12-3) of his faceoffs on Dec. 14 at St. Louis, the second-highest percentage of his career (81.3% on Nov. 15, 2016 vs. LA).
- Tallied his first career hat trick on Jan. 14 at Toronto.
- Finished tied for second on the team with 10 points (4g/6a) in February.
- Tied his career high with three points (1g/2a) and was a personal-best +4 on Feb. 20 vs. Winnipeg.
- Had a streak of three straight multi-point games from Feb. 20-23 (3g/4a), a career first.
- Scored the winning tally in the sixth round of the shootout for his first career shootout goal on Feb. 27 vs. Vancouver.



## CAREER STATISTICS

SEASON	TEAM	LEAGUE	GP	REGULAR SEASON										PLAYOFFS					
				G	A	PTS	PIM	+/-	PP	SH	GW	GP	G	A	PTS	PIM			
2003-04	Malmö	Swe. U18	27	23	25	48	30	-	-	-	-	-	-	-	-	-	-	-	-
	Malmö	Swe.	24	1	1	2	8	-	-	-	-	-	-	-	-	-	-	-	-
2004-05	Morrums	Swe.-2	14	5	6	11	8	-	-	-	-	-	-	-	-	-	-	-	-
	Malmö	Sweden	38	0	5	5	8	-	-	-	-	-	-	-	-	-	-	-	-
	Sweden	WJC	6	4	2	6	4	-	-	-	-	-	-	-	-	-	-	-	-
2005-06	Malmö	Swe.-2	39	15	24	39	45	-	-	-	-	-	-	-	-	-	-	-	-
2006-07	Malmö	Swe.	31	12	18	30	14	-	-	-	-	-	-	-	-	-	-	-	-
2007-08	Malmö	Swe.-2	32	15	29	44	16	-	-	-	-	-	-	-	-	-	-	-	-
2008-09	Malmö	Swe.-2	45	18	41	59	26	-	-	-	-	-	-	-	-	-	-	-	-
2009-10	Malmö	Swe.-2	51	20	31	51	53	-	-	-	-	-	-	-	-	-	-	-	-
2010-11	Malmö	Swe.-2	52	12	34	46	18	-	-	-	-	-	-	-	-	-	-	-	-
2011-12	Linköping	Swe.	42	14	21	35	20	-	-	-	-	-	-	-	-	-	-	-	-
2012-13	Linköping	Swe.	54	31	29	60	48	-	-	-	-	6	1	1	2	27	-	-	-
	Boston	NHL	6	0	2	2	6	-2	0	0	0	2	0	0	0	0	-	-	-
2013-14	Boston	NHL	73	16	32	48	36	+4	5	0	3	12	1	5	6	2	-	-	-
2014-15	Boston	NHL	82	13	31	44	26	+10	5	0	3	-	-	-	-	-	-	-	-
2015-16	Colorado	NHL	82	12	39	51	32	-7	3	1	0	-	-	-	-	-	-	-	-
2016-17	Colorado	NHL	80	6	8	14	22	-26	1	0	0	-	-	-	-	-	-	-	-
	Sweden	W-Cup	4	0	1	1	4	-	-	-	-	-	-	-	-	-	-	-	-
2017-18	Colorado	NHL	77	16	21	37	26	0	3	0	3	6	0	2	2	2	-	-	-
2018-19	Colorado	NHL	82	23	26	49	26	-5	2	3	2	-	-	-	-	-	-	-	-
<b>NHL TOTALS</b>			<b>482</b>	<b>86</b>	<b>159</b>	<b>245</b>	<b>174</b>	<b>-26</b>	<b>19</b>	<b>4</b>	<b>11</b>	<b>20</b>	<b>1</b>	<b>7</b>	<b>8</b>	<b>4</b>			

## STANLEY CUP PLAYOFFS

### 2017-18

- Skated in all six postseason games for the Avs, recording two assists (0g/2a).

### 2013-14

- Skated in all 12 playoff games for the Bruins, tallying six points (1g/5a) with a +4 plus/minus rating.
- Registered his first career playoff point with an assist in Game 4 of the first-round series at Detroit on April 24.
- Scored his first NHL postseason goal and had a career playoff-high three points (1g/2a) in Game 5 of the second-round series versus Montreal on May 10.

### 2012-13

- Made his playoff debut in Game 5 of the Stanley Cup Final at Chicago on June 22.
- Became just the second Bruin in team history to play his first career playoff game in a Stanley Cup Final (Richie Leduc, 1974 vs. Philadelphia).
- Also played Game 6 of the Stanley Cup Final on June 24 in Boston.



# 1

# SEMYON VARLAMOV

GOALTENDER 6-2, 205 CATCHES LEFT BORN APRIL 27, 1988 (SAMARA, RUS)

DRAFTED IN THE FIRST ROUND (23RD OVERALL) IN 2006 NHL DRAFT BY WSH

## THIS SEASON

- Led the Avalanche in games (49) and wins (20).
- All 49 appearances were as a starter.
- Posted his sixth 20-win season, second to only Patrick Roy (eight) in franchise history.
- Stopped 20-of-21 shots in his 400th NHL game and franchise-record eighth opening night start on Oct. 4 vs. Minnesota (4-1 win).
- The eight opening night starts surpassed Roy, who started seven season openers for the Avs.
- Began the year 4-0-2, his longest streak without a regulation loss to start a season and the longest to begin a year by an Avalanche goaltender since J.S. Giguere started 7-0-0 in 2013-14.
- Led the NHL with a .950 save percentage in October and finished second with a 1.62 goals-against average, both of which set Avalanche records for October.

- Recorded his 200th career win on Nov. 21 at Los Angeles, becoming the fifth Russian goaltender in NHL history to reach that milestone.
- Stopped Oskar Sundqvist's penalty-shot attempt on Nov. 30 vs. St. Louis. Has stopped 6-of-7 (.857) career penalty shots, tied for the third-highest percentage among active goaltenders.
- Did not dress on Dec. 22 at Arizona (illness) and Jan. 2-4 (lower body).
- Started a season-high nine straight games, Feb. 7-22.
- Was named the NHL's First Star for the week of Feb. 18-24 (3-0, 1.34 GAA, .964 Sv%, 1 SO).
- Stopped all 40 shots to pick up his 25th career shutout on Feb. 18 vs. Vegas (3-0).
- It was his fifth career shutout of 40+ saves and made him the fifth Russian goaltender in NHL history to record 25 shutouts.

## CAREER STATISTICS

SEASON	CLUB	LGE	REGULAR SEASON										PLAYOFFS				
			GP	W	L	OT	MIN	GA	SO	GAA	Sv%	GP	W	L	MIN	SO	GAA
2004-05	Yaroslavl2	Russia3	8	-	-	-	480	15	1	1.90	-	-	-	-	-	-	-
2005-06	Yaroslavl2	Russia3	33	-	-	-	1782	60	8	2.02	-	-	-	-	-	-	
	Russia	WJC	1	1	0	0	60	1	0	1.00	-	-	-	-	-	-	
2006-07	Yaroslavl	Russia	31	15	7	6	1810	64	3	2.12	-	6	-	-	368	0	2.94
	Russia	WJC	6	5	1	0	358	9	2	1.51	-	-	-	-	-	-	-
2007-08	Yaroslavl	Russia	44	-	-	-	2592	106	3	2.45	-	16	-	-	924	5	1.62
2008-09	Washington	NHL	6	4	0	1	329	13	0	2.37	.918	13	7	6	759	2	2.53
	Hershey	AHL	27	19	7	1	1551	62	2	2.40	.916	-	-	-	-	-	-
2009-10	Washington	NHL	26	15	4	6	1527	65	2	2.55	.909	6	3	3	349	0	2.41
	Hershey	AHL	3	3	0	0	185	6	0	1.95	.933	-	-	-	-	-	-
	Russia	Olympics	-	-	-	-	-	-	-	-	-	-	-	-	-	-	-
	Russia	WC	5	4	1	0	298	7	1	1.41	.951	-	-	-	-	-	-
2010-11	Washington	NHL	27	11	9	5	1560	58	2	2.23	.924	-	-	-	-	-	-
	Hershey	AHL	3	2	1	0	179	10	0	3.36	.855	-	-	-	-	-	-
2011-12	Colorado	NHL	53	26	24	3	3151	136	4	2.59	.913	-	-	-	-	-	-
	Russia	WC	8	8	0	0	440	13	1	1.77	.939	-	-	-	-	-	-
2012-13	Colorado	NHL	35	11	21	3	1950	98	3	3.02	.903	-	-	-	-	-	-
	Yaroslavl	KHL	16	8	4	3	929	27	3	1.74	.946	-	-	-	-	-	-
	Russia	WC	4	2	1	0	201	12	0	3.59	.878	-	-	-	-	-	-
2013-14	Colorado	NHL	63	41	14	6	3640	146	2	2.41	.927	7	3	4	432	0	2.78
	Russia	Olympics	3	1	1	0	152	5	1	1.98	.911	-	-	-	-	-	-
2014-15	Colorado	NHL	57	28	20	8	3307	141	5	2.56	.921	-	-	-	-	-	-
2015-16	Colorado	NHL	57	27	25	3	3159	148	2	2.81	.914	-	-	-	-	-	-
2016-17	Colorado	NHL	24	6	17	0	1348	76	1	3.38	.898	-	-	-	-	-	-
	Russia	W-Cup	-	-	-	-	-	-	-	-	-	-	-	-	-	-	-
2017-18	Colorado	NHL	51	24	16	6	2861	128	2	2.68	.920	-	-	-	-	-	-
2018-19	Colorado	NHL	49	20	19	9	2839	136	2	2.87	.909	-	-	-	-	-	-
NHL TOTALS			448	213	169	50	25671	1145	25	2.68	.916	26	13	13	1540	2	2.57

## STANLEY CUP PLAYOFFS

### 2017-18

- Missed the playoffs due to a knee injury he suffered near the end of the regular season.

### 2013-14

- Started in goal for all seven games of the Avalanche's first-round series against the Minnesota Wild.
- Made a career playoff-high 45 saves, including a franchise-record 22 stops in the first period, on April 21 at Minnesota (Game 3).

### 2009-10

- Played Games 2-7 of the first round series against Montreal, winning each of his first three starts.
- Finished with a 3-3 record, 2.41 GAA and .908 Sv% in six games (five starts) during the postseason.

### 2008-09

- Started 13 of Washington's 14 playoff games.
- Compiled a 7-6 record with a 2.53 GAA, .918 Sv% and two shutouts.
- Finished tied for first in the league in playoff shutouts, was fifth in both save percentage and wins (tied), and ranked sixth in goals-against average.
- Made his NHL playoff debut as the starter for Game 2 of the ECQF vs. NY Rangers, stopping 24-of-25 shots in a 1-0 loss
- Turned aside all 33 shots he faced for his first career playoff win and shutout in Game 3 at New York on April 20.
- Became just the fourth goaltender in NHL history to record a playoff shutout before his 21st birthday, joining Harry Lumley, Patrick Roy and Carey Price.
- Also blanked the Rangers in Game 5 at home on April 24 (20 saves), becoming the second Caps goalie in franchise history to post two shutouts in one series (Olaf Kolzig 1998).
- Allowed only seven goals in six games against the Rangers, as Washington erased a 3-1 series deficit to win in seven games
- Beat Pittsburgh in Games 1 and 2 of the conference semifinals, becoming the first Caps goalie to win five straight playoff games.
- Made 33 or more saves in five of the seven games against the Penguins.



# 22 COLIN WILSON

CENTER/LEFT WING 6-1, 221 SHOOTS LEFT BORN OCTOBER 20, 1989 (GREENWICH, CT)

DRAFTED IN THE FIRST ROUND (7TH OVERALL) IN 2008 NHL DRAFT BY NSH

## THIS SEASON

- Finished eighth on the team in goals (12) and fourth in power-play tallies (5).
- Matched his single-game career high with two goals on Oct. 6 vs. Philadelphia.
- Did not dress on Nov. 18 at Anaheim due to a lower-body injury.
- Suffered an upper-body injury on Dec. 21 vs. Chicago, forcing him to miss eight games from Dec. 22–Jan. 9.
- Was placed on Injured Reserve, Dec. 22 (retroactive to Dec. 21) and activated on Jan. 12.
- Appeared in his 600th career game on Feb. 2 vs. Vancouver, becoming the 13th member of the 2008 NHL Draft class to reach 600 games.
- Suffered an upper-body injury on Feb. 10 at Boston, forcing him to miss eight games from Feb. 12-25.
- Was placed on Injured Reserve, Feb. 13 (retroactive to Feb. 10), and activated on Feb. 27.
- Had a season-high three-game point streak, March 19-23.

## CAREER STATISTICS

SEASON	TEAM	LEAGUE	REGULAR SEASON										PLAYOFFS			
			GP	G	A	PTS	PIM	+/-	PP	SH	GW	GP	G	A	PTS	PIM
2005-06	USNTDP	U-17	15	9	7	16	2	-	-	-	-	-	-	-	-	-
	USNTDP	U-18	16	2	4	6	8	-	-	-	-	-	-	-	-	-
	USNTDP	NAHL	34	10	11	21	10	-	-	-	-	2	0	0	0	2
2006-07	USNTDP	U-18	41	19	31	50	32	-	-	-	-	-	-	-	-	-
	USNTDP	NAHL	15	11	13	24	21	-	-	-	-	-	-	-	-	-
2007-08	Boston U.	H-East	37	12	23	35	22	-	-	-	-	-	-	-	-	-
	USA	WJC	6	6	1	7	4	-	-	-	-	-	-	-	-	-
2008-09	Boston U.	H-East	43	17	38	55	52	-	-	-	-	-	-	-	-	-
	USA	WJC	6	3	6	9	4	-	-	-	-	-	-	-	-	-
	USA	WC	9	0	2	2	2	-	-	-	-	-	-	-	-	-
2009-10	Nashville	NHL	35	8	7	15	7	-2	1	0	3	6	0	1	1	0
	Milwaukee	AHL	40	13	21	34	19	-	-	-	-	-	-	-	-	-
2010-11	Nashville	NHL	82	16	18	34	17	+9	2	0	2	3	0	0	0	0
2011-12	Nashville	NHL	68	15	20	35	21	+5	5	0	5	4	1	0	1	0
2012-13	Nashville	NHL	25	7	12	19	4	+1	2	0	1	-	-	-	-	-
2013-14	Nashville	NHL	81	11	22	33	21	-1	2	0	3	-	-	-	-	-
2014-15	Nashville	NHL	77	20	22	42	22	+19	3	0	5	6	5	0	5	0
2015-16	Nashville	NHL	64	6	18	24	14	-1	1	0	0	14	5	8	13	0
2016-17	Nashville	NHL	70	12	23	35	18	+7	6	0	0	14	2	2	4	2
2017-18	Colorado	NHL	56	6	12	18	6	-5	1	0	1	6	0	1	1	0
2018-19	Colorado	NHL	65	12	15	27	8	-6	5	0	2	-	-	-	-	-
<b>NHL TOTALS</b>			<b>623</b>	<b>113</b>	<b>169</b>	<b>282</b>	<b>138</b>	<b>26</b>	<b>28</b>	<b>0</b>	<b>22</b>	<b>53</b>	<b>13</b>	<b>12</b>	<b>25</b>	<b>2</b>

- Matched a franchise record for points in a single series with eight (3g/5a) in the second round against San Jose.
- Set a franchise record with a seven-game playoff point streak (4g/5a) from April 27 to May 9.

### 2014-15

- Led the Predators with five goals (5g/0a) in six games during the postseason.
- Finished tied for second on the club in points.
- Set franchise records for goals (5) and power-play goals (4) in a single playoff series during the Western Conference Quarterfinal against Chicago.

### 2011-12

- Dressed in Nashville's final four games of the postseason.
- Scored his first career playoff goal in Game 5 of the Western Conference Semifinal at Phoenix on May 7.

### 2010-11

- Appeared in three of the club's six games against Vancouver in the Western Conference Semifinal.

### 2009-10

- Appeared in all six of Nashville's playoff games.
- Recorded his first career postseason point with an assist in Game 6 of the Western Conference Quarterfinal vs. Chicago on April 26.

## STANLEY CUP PLAYOFFS

### 2017-18

- Appeared in all six playoff games for the Avalanche, tallying one assist (0g/1a).

### 2016-17

- Dressed in 14 playoff contests for Nashville, registering four points (2g/2a).
- Skated in two games of the Stanley Cup Final against Pittsburgh.

### 2015-16

- Led the Predators in playoff scoring with 13 points (5g/8a) in 14 contests.
- His 13 points equaled the franchise record for a single postseason at the time.
- Shared the club lead in goals and assists and was a team-best +8.





# 16

# NIKITA ZADOROV

DEFENSEMAN 6-5, 230 SHOOTS LEFT BORN APRIL 16, 1995 (MOSCOW, RUS)

DRAFTED IN THE FIRST ROUND (16TH OVERALL) IN 2013 NHL DRAFT BY BUF



## THIS SEASON

- Led the Avalanche in hits for the third straight season with 228.
- Became the first Colorado player to lead the team in hits for three consecutive years.
- Finished second on the team with a career-best +19 plus/minus rating.
- Only NHL player this season to compile over 225 hits with a plus/minus rating of +19 or better.
- Finished tied for second among Avalanche defensemen in goals (7), matching his career high set last year.
- Had a season-high eight hits on Nov. 28 vs. Pittsburgh and March 15 vs. Anaheim.
- Left the game with a lower-body injury on Dec. 19 vs. Montreal, forcing him to miss 10 contests from Dec. 21 to Jan. 12.
- Did not dress on March 7 at Dallas due to an upper-body injury.

## CAREER STATISTICS

SEASON	TEAM	LEAGUE	REGULAR SEASON										PLAYOFFS				
			GP	G	A	PTS	PIM	+/-	PP	SH	GW	GP	G	A	PTS	PIM	
2012-13	London	OHL	63	6	19	25	54	-	-	-	-	20	2	4	6	36	
2013-14	Buffalo	NHL	7	1	0	1	4	-4	0	0	0	-	-	-	-	-	
	London	OHL	36	11	19	30	43	-	-	-	-	9	4	5	9	16	
	Russia	WJC	7	4	1	5	6	-	-	-	-	-	-	-	-	-	
2014-15	Buffalo	NHL	60	3	12	15	51	-10	2	0	1	-	-	-	-	-	
2015-16	Colorado	NHL	22	0	2	2	12	-5	0	0	0	-	-	-	-	-	
	San Antonio	AHL	52	10	19	29	90	-	-	-	-	-	-	-	-	-	
2016-17	Colorado	NHL	56	0	10	10	73	-20	0	0	0	-	-	-	-	-	
2017-18	Colorado	NHL	77	7	13	20	103	+4	0	0	1	6	1	2	3	32	
2018-19	Colorado	NHL	70	7	7	14	75	+19	0	0	0	-	-	-	-	-	
<b>NHL TOTALS</b>			<b>292</b>	<b>18</b>	<b>44</b>	<b>62</b>	<b>318</b>	<b>-16</b>	<b>2</b>	<b>0</b>	<b>2</b>	<b>6</b>	<b>1</b>	<b>2</b>	<b>3</b>	<b>32</b>	

## STANLEY CUP PLAYOFFS

### 2017-18

- Finished second among Colorado defensemen in playoff scoring with three points (1g/2a) in six games.
- Led the team with 28 hits during the postseason.
- Scored a goal in his Stanley Cup Playoff debut on April 12 at Nashville (Game 1).
- Picked up his first career postseason assist in Game 2 at Nashville on April 14.
- Recorded nine hits in Game 6 vs. Nashville on April 22, the most by an Avalanche player in a postseason game since Rob Blake also had nine in Game 3 of the 2006 Western Conference Semifinal vs. Anaheim (May 9, 2006).





# COLORADO AVALANCHE PLAYOFF RECORDS



# ALL-TIME PLAYOFF RECORD

## STANLEY CUP PLAYOFF RECORDS VS. NHL TEAMS (1981-2018)

TEAM	SERIES	W	L	GP	W	L	GF	GA	LAST MTG.	ROUND	RESULT
ANAHEIM	1	0	1	4	0	4	4	16	2006	CSF	L, 0-4
BOSTON	2	1	1	11	5	6	36	37	1983	DSF	L, 1-3
BUFFALO	2	2	0	8	6	2	35	27	1985	DSF	W, 3-2
CHICAGO	2	2	0	12	8	4	49	28	1997	CQF	W, 4-2
DALLAS	4	2	2	24	14	10	66	62	2006	CQF	W, 4-1
DETROIT	6	3	3	34	17	17	88	97	2008	CSF	L, 0-4
EDMONTON	2	1	1	12	7	5	35	30	1998	CQF	L, 3-4
FLORIDA	1	1	0	4	4	0	15	4	1996	F	W, 4-0
HARTFORD	2	1	1	9	4	5	34	35	1987	DSF	W, 4-2
LOS ANGELES	2	2	0	14	8	6	33	23	2002	CQF	W, 4-3
MINNESOTA	3	1	2	20	10	10	54	50	2014	FR	L, 3-4
MONTREAL	5	2	3	31	14	17	85	105	1993	DSF	L, 2-4
NASHVILLE	1	0	1	6	2	4	15	22	2018	FR	L, 2-4
NEW JERSEY	1	1	0	7	4	3	19	11	2001	F	W, 4-3
NY ISLANDERS	1	0	1	4	0	4	9	18	1982	ECF	L, 0-4
NY RANGERS	1	0	1	6	2	4	19	25	1995	CQF	L, 2-4
PHILADELPHIA	2	0	2	11	4	7	29	39	1985	ECF	L, 2-4
PHOENIX	1	1	0	5	4	1	17	10	2000	CQF	W, 4-1
ST. LOUIS	1	1	0	5	4	1	17	11	2001	CF	W, 4-1
SAN JOSE	4	2	2	25	12	13	62	71	2010	CQF	L, 2-4
VANCOUVER	2	2	0	10	8	2	40	26	2001	CQF	W, 4-0
<b>TOTALS</b>	<b>46</b>	<b>25</b>	<b>21</b>	<b>262</b>	<b>137</b>	<b>125</b>	<b>761</b>	<b>747</b>			

## PLAYOFF SERIES RESULTS VS. OPPONENTS

### ANAHEIM

2006 - CSF - Anaheim won series 4-0, outscoring Colorado 16-4

### BOSTON

1982 - DF - Quebec won series 4-3, outscoring Boston 28-26  
1983 - DSF - Boston won series 3-1, outscoring Quebec 11-8

### BUFFALO

1984 - DSF - Quebec won series 3-0, outscoring Buffalo 13-5  
1985 - DSF - Quebec won series 3-2, each team scoring 22 goals

### CHICAGO

1996 - CSF - Colorado won series 4-2, outscoring Chicago 21-14  
1997 - CQF - Colorado won series 4-2, outscoring Chicago 28-14

### DALLAS

1999 - WCF - Dallas won series 4-3, outscoring Colorado 23-16  
2000 - WCF - Dallas won series 4-3, outscoring Colorado 14-13  
2004 - CQF - Colorado won series 4-1, outscoring Dallas 19-10  
2006 - CQF - Colorado won series 4-1, outscoring Dallas 18-15

### DETROIT

1996 - WCF - Colorado won series 4-2, outscoring Detroit 20-16  
1997 - WCF - Detroit won series 4-2, outscoring Colorado 16-12  
1999 - CSF - Colorado won series 4-2, outscoring Detroit 21-14  
2000 - CSF - Colorado won series 4-1, outscoring Detroit 13-8  
2002 - WCF - Detroit won series 4-3, outscoring Colorado 22-13  
2008 - CSF - Detroit won series 4-0, outscoring Colorado 21-9

### EDMONTON

1997 - CSF - Colorado won series 4-1, outscoring Edmonton 19-11  
1998 - CQF - Edmonton won series 4-3, outscoring Colorado 16-19

### FLORIDA

1996 - F - Colorado won series 4-0, outscoring Florida 15-4

### HARTFORD

1986 - DSF - Hartford won series 3-0, outscoring Quebec 16-7  
1987 - DSF - Quebec won series 4-2, outscoring Hartford 27-19

### LOS ANGELES

2001 - CSF - Colorado won series 4-3, outscoring Los Angeles 17-10  
2002 - CQF - Colorado won series 4-3, outscoring Los Angeles 16-13

### MINNESOTA WILD

2003 - CQF - Minnesota won series 4-3, outscored by Colorado 17-16  
2008 - CQF - Colorado won series 4-2, outscoring Minnesota 17-12  
2014 - FR - Minnesota won series 4-3, outscoring Colorado 22-20

### MONTREAL

1982 - DSF - Quebec won series 3-2, Montreal outscoring Quebec 16-11  
1984 - DF - Montreal won series 4-2, outscoring Quebec 20-13  
1985 - DF - Quebec won series 4-3, each team scoring 24 goals  
1987 - DF - Montreal won series 4-3, outscoring Quebec 26-21  
1993 - DSF - Montreal won series 4-2, outscoring Quebec 19-16

### NASHVILLE

2018 - FR - Nashville won series 4-2, outscoring Colorado 22-15

### NEW JERSEY

2001 - F - Colorado won series 4-3, outscoring New Jersey 19-11

### NEW YORK ISLANDERS

1982 - ECF - NY Islanders won series 4-0, outscoring Quebec 18-9

### NEW YORK RANGERS

1995 - CQF - NY Rangers won series 4-2, outscoring Quebec 25-19

### PHILADELPHIA

1981 - PR - Philadelphia won series 2-3, outscoring Quebec 22-17  
1985 - ECF - Philadelphia won series 4-2, outscoring Quebec 17-12

### PHOENIX

2000 - CQF - Colorado won series 4-1, outscoring Phoenix 17-10

### ST. LOUIS

2001 - CF - Colorado won series 4-1, outscoring St. Louis 17-11

### SAN JOSE

1999 - CQF - Colorado won series 4-2, outscoring San Jose 19-17  
2002 - CSF - Colorado won series 4-3, outscoring San Jose 25-21  
2004 - CSF - San Jose won series 4-2, outscoring Colorado 14-7  
2010 - CQF - San Jose won series 4-2, outscoring Colorado 19-11

### VANCOUVER

1996 - CQF - Colorado won series 4-2, outscoring Vancouver 24-17  
2001 - CQF - Colorado won series 4-0, outscoring Vancouver 16-9

WC1 - Western Conference Round 1 PR - Preliminary Round DSF - Division Semifinals DF - Division Finals CQF - Conference Quarterfinal  
CSF - Conference Semifinal ECF - Eastern Conference Final WCF - Western Conference Final F - Stanley Cup Final



# FRANCHISE PLAYOFF RECORDS

## TEAM

### STANLEY CUP CHAMPIONSHIPS

2 1996, 2001

### APPEARED IN FINALS

2 1996, 2001

### CONFERENCE FINALS

8 '82, '85, '96, '97, '99, '00, '01, '02

### APPEARED IN PLAYOFFS

23 (last: 2018)

### TOTAL GAMES PLAYED

262

### TOTAL GAMES WON

137

### TOTAL GAMES LOST

125

### MOST WINS, PLAYOFF YEAR

16 2001  
1996

### FEWEST WINS, PLAYOFF YEAR

0 1986 (0-3)

### FEWEST WINS, SERIES

0 2008 vs. Detroit  
2006 vs. Anaheim  
1986 vs. Hartford  
1982 vs. NY Islanders

### LARGEST MARGIN OF VICTORY, GAME

7 April 24, 1997 vs. Chicago (7-0)  
June 6, 1996 vs. Florida (8-1)

### LARGEST MARGIN OF DEFEAT GAME

7 May 31, 2002 at Detroit (0-7)

### MOST LOSSES, PLAYOFF YEAR

10 2002 (11-10)

### FEWEST LOSSES, PLAYOFF YEAR

3 1981 (2-3), 1983 (1-3)

### FEWEST LOSSES, SERIES

0 2001 vs. Vancouver  
1996 vs. Florida  
1984 vs. Buffalo

### MOST GAMES PLAYED

23 2001

### MOST GAMES PLAYED, SERIES

7 2014 vs. Minnesota  
2003 vs. Minnesota  
2002 vs. Detroit  
2002 vs. San Jose  
2002 vs. Los Angeles  
2001 vs. New Jersey  
2001 vs. Los Angeles  
2000 vs. Dallas  
1999 vs. Dallas  
1998 vs. Edmonton

1987 vs. Montreal

1985 vs. Montreal

1982 vs. Boston

### FEWEST GAMES PLAYED

3 1986

### FEWEST GAMES PLAYED, SERIES

3 1986 vs. Hartford  
1984 vs. Buffalo

### MOST OVERTIME GAMES

7 1996

### MOST OVERTIME GAMES, SERIES

4 2014 vs. Minnesota  
1996 vs. Chicago

### MOST OVERTIME WINS - SERIES

3 2006 vs. Dallas  
1985 vs. Montreal

### SHORTEST PLAYOFF OVERTIME GAME

0:22 April 13, 1982 vs. Montreal

### LONGEST PLAYOFF OVERTIME GAME

44:33 May 8, 1996 vs. Chicago

## SCORING

### MOST GOALS, PLAYOFF YEAR

80 1996

### MOST GOALS, SERIES

28 1997 vs. Chicago (6 games)  
1982 vs. Boston (7 games)

### MOST GOALS, GAME

8 May 4, 2002 vs. San Jose (8-2)  
June 6, 1996 vs. Florida (8-1)

### MOST GOALS, PERIOD

5 April 19, 1982 vs. Boston (2nd)

### MOST GOALS AGAINST, YEAR

63 1985

### MOST GOALS AGAINST, SERIES

26 1987 vs. Montreal (7 games)  
1982 vs. Boston (7 games)

### MOST GOALS AGAINST, GAME

9 April 12, 1986 at Hartford (4-9)

### MOST GOALS AGAINST, PERIOD

5 2x (last: April 20, 1984 at Mtl)

### MOST GOALS BOTH TEAMS, SERIES

54 1982 vs. Boston (28-26)

### MOST GOALS BOTH TEAMS, GAME

13 3x (last: April 12, 1986  
at Hartford, 4-9)

### MOST GOALS BOTH TEAMS, PERIOD

7 2x (last: April 20, 1985 - 3rd)

### FEWEST GOALS, PLAYOFF YEAR

7 1983 (4 games)

### FEWEST GOALS, SERIES

4 2006 vs. Anaheim

### FEWEST GOALS, GAME

0 18x (last: April 22, 2018 vs. Nsh)

### FEWEST GOALS AGAINST

11 1983 (4 games)

### FEWEST GOALS AGAINST, SERIES

4 1996 vs. Florida (4 games)

### FEWEST GOALS AGAINST, GAME

0 21x (last: April 18, 2010 vs. SJS)

### MOST POWER PLAY GOALS

24 1996

### MOST POWER-PLAY GOALS, SERIES

12 1987 vs. Hartford (6 games)  
1997 vs. Chicago (6 games)

### MOST POWER-PLAY GOALS, GAME

5 April 24, 1997 vs. Chicago  
April 14, 1987 vs. Hartford

### MOST PPG AGAINST

19 1999

### MOST PPG AGAINST, SERIES

8 1985 vs. Montreal (7 games),  
1985 vs. Philadelphia (6 games)

### MOST PPG AGAINST, GAME

4 April 12, 1986 at Hartford

### MOST SHORT-HANDED GOALS

2 8x (last: 2014 - 7 games)

### MOST SHORT-HANDED GOALS, SERIES

2 6x (last: 2014 vs. Minnesota)

### MOST SHORT-HANDED GOALS, GAME

2 April 28, 1993 at Montreal

### MOST SHG AGAINST

4 2008, 1997

### MOST SHG AGAINST, SERIES

3 1982 vs. Montreal (5 games)

### MOST SHG AGAINST, GAME

2 2x (last: 1999 vs. San Jose)

# FRANCHISE PLAYOFF RECORDS

## SHOTS

### MOST SHOTS

665 1996 (22 games)

### MOST SHOTS, SERIES

218 1997 CQF vs. Chicago

### MOST SHOTS, GAME

57 May 8, 1996 vs Chicago

### MOST SHOTS, PERIOD

21 May 21, 2000 vs. Dallas (2nd)

### MOST SHOTS, AGAINST

657 1999 (19 games)

### MOST SHOTS AGAINST, SERIES

245 2010 CQF vs. San Jose (6 games)

### MOST SHOTS AGAINST, GAME

63 June 10, 1996 at Florida

### MOST SHOTS AGAINST, PERIOD

22 April 21, 2014 at Minnesota (1st)  
April 26, 2008 at Detroit (2nd)

### MOST SHOTS, BOTH TEAMS, GAME

119 June 10, 1996 at Florida (56-63)

### FEWEST SHOTS

106 1983 (4 games)

### FEWEST SHOTS, SERIES

73 1984 DSF vs Buffalo (3 games)

### FEWEST SHOTS, GAME

12 April 24, 2014 at Minnesota  
June 2, 2001 at New Jersey

### FEWEST SHOTS, PERIOD

1 2x (last: May 24, 1999  
at Dallas - 3rd)

### FEWEST SHOTS AGAINST, SERIES

83 1984 DSF vs Buffalo (3 games)

### FEWEST SHOTS AGAINST, GAME

15 3x (last: May 21, 2000 vs. Dallas)

### FEWEST SHOTS AGAINST, PERIOD

1 April 22, 2002 at Los Angeles (3rd)

## SHUTOUTS

### MOST SHUTOUTS, PLAYOFF YEAR

4 2001 (23 games)

### MOST SHUTOUTS, SERIES

2 2002 vs Los Angeles (7 games)  
2001 vs. Los Angeles (7 games)  
2001 vs. New Jersey (7 games)  
1997 vs Chicago (6 games)

## PENALTY MINUTES

### MOST PENALTY MINUTES

535 1985

### MOST PENALTY MINUTES, SERIES

294 1987 DSF vs Hartford (6 games)

### MOST PENALTY MINUTES, GAME

134 April 20, 1984 vs Montreal

### MOST PIM AGAINST

561 1985

### MOST PIM AGAINST, SERIES

317 1987 DSF vs Hartford (6 games)

### MOST PIM AGAINST, GAME

123 2x (last: April 20, 1984 vs. Montreal)

### MOST PIM BOTH TEAMS, SERIES

611 1987 (294-317, 6 games)

### MOST PIM BOTH TEAMS, GAME

257 April 20, 1984 vs Montreal (134-123)

## PLAYOFF TRENDS

**46 playoff series in franchise history, 25-21 series record**  
**31 playoff series since moving to Denver, 19-12 series record**

**40 best-of-seven playoff series in franchise history, 22-18 record**  
**31 best-of-seven playoff series since moving to Denver, 19-12 series record**

When winning the first game of a playoff series.....	18-10 (15-5 as Avalanche)
When losing the first game of a playoff series .....	7-11 (4-7 as Avalanche)
When winning the first game of a playoff series (best-of-seven only) .....	16-10 (15-5 as Avalanche)
When losing the first game of a playoff series (best-of-seven only) .....	6-8 (4-7 as Avalanche)
When winning the first two games of a playoff series.....	14-3 (12-1 as Avalanche)
When losing the first two games of a playoff series .....	3-8 (1-4 as Avalanche)
When splitting the first two games of a playoff series.....	8-10 (6-7 as Avalanche)
When winning the first two games of a playoff series (best-of-seven only) .....	12-3 (12-1 as Avalanche)
When losing the first two games of a playoff series (best-of-seven only) .....	3-5 (1-4 as Avalanche)
When splitting the first two games of a playoff series (best-of-seven only) .....	7-10 (6-7 as Avalanche)
When winning the first three games of a playoff series .....	5-0 (4-0 as Avalanche)
When losing the first three games of a playoff series .....	0-5 (0-3 as Avalanche)
When winning two of the first three games of a playoff series .....	14-7 (11-5 as Avalanche)
When losing two of the first three games of a playoff series .....	6-9 (4-4 as Avalanche)
When winning the first three games of a playoff series (best-of-seven only) .....	4-0 (4-0 as Avalanche)
When losing the first three games of a playoff series (best-of-seven only) .....	0-4 (0-3 as Avalanche)
When winning two of the first three games of a playoff series (best-of-seven only).....	12-7 (11-5 as Avalanche)
When losing two of the first three games of a playoff series (best-of-seven only).....	6-7 (4-4 as Avalanche)
When splitting the first four games of a playoff series .....	13-10 (8-5 as Avalanche)
When splitting the first four games of a playoff series (best-of-seven only).....	11-9 (8-5 as Avalanche)
Final Game of a Series (Game 5 or Game 7).....	8-8 (4-6 as Avalanche)
Game 7 .....	6-7 (4-6 as Avalanche)

The Avalanche/Nordiques are 37-29 all-time in playoff overtime, including a 27-20 record since moving to Denver.



# INDIVIDUAL FRANCHISE PLAYOFF RECORDS

## POINTS

### **MOST POINTS, CAREER**

188 Joe Sakic

### **MOST POINTS, PLAYOFF YEAR**

34 Joe Sakic, 1996

### **MOST POINTS, SERIES**

12 Peter Forsberg, 2002 vs SJ (7 gm)  
Peter Stastny, 1982 vs Bos (7 gm)  
Joe Sakic 1997 CQF vs. Chi (6 gm)  
Joe Sakic 1999 CQF vs. SJ (6 gm)

### **MOST POINTS, GAME**

5 Peter Forsberg, April 24, 1998  
vs. Edmonton (2g/3a)  
Risto Siltanen, April 14, 1987  
at Hartford (5a)

## GOALS

### **MOST GOALS, CAREER**

84 Joe Sakic

### **MOST GOALS, PLAYOFF YEAR**

18 Joe Sakic, 1996

### **MOST GOALS, SERIES**

7 J. Sakic, 1996 CQF vs. Van (6 gm)  
R. Cloutier, 1982 DF vs. Bos (7 gm)

### **MOST GOALS, GAME**

3 9x (last: Valeri Kamensky,  
April 24, 1997 vs Chicago)

### **MOST GOALS - PERIOD**

3 Peter Forsberg, June 6, 1996 vs. Fla

### **MOST POWER-PLAY GOALS, CAREER**

27 Joe Sakic

### **MOST PPG, PLAYOFF YEAR**

7 Michel Goulet, 1985

### **MOST POWER-PLAY GOALS, SERIES**

4 V. Kamensky, 1997 CQF vs. Chi

### **MOST POWER-PLAY GOALS, GAME**

3 V. Kamensky, April 24, 1997 vs. Chi

### **MOST GAME-WINNING GOALS, CAREER**

19 Joe Sakic

### **MOST GWG, PLAYOFF YEAR**

6 Joe Sakic, 1996

### **MOST GAME-WINNING GOALS, SERIES**

3 Peter Forsberg, 2002 CSF vs. SJ  
Peter Forsberg, 2000 CSF vs. Det

### **MOST OVERTIME GOALS, CAREER**

8 Joe Sakic

## MOST OVERTIME GOALS, PLAYOFF YEAR

2 Joe Sakic, 2004  
Peter Forsberg, 2002  
Milan Hejduk, 1999  
Joe Sakic, 1996  
Peter Stastny, 1985

## MOST OVERTIME GOALS, SERIES

2 Joe Sakic, 2004 vs. SJ  
Milan Hejduk, 1999 vs. SJ

## ASSISTS

### **MOST ASSISTS, CAREER**

104 Joe Sakic

### **MOST ASSISTS, PLAYOFF YEAR**

19 Peter Stastny, 1985

### **MOST ASSISTS, SERIES**

10 Peter Stastny, 1985 DSF vs. Buffalo (5  
games)

### **MOST ASSISTS, GAME**

5 Risto Siltanen, April 14, 1987 at Hart.

## SHOTS

### **MOST SHOTS-ON-GOAL, YEAR**

98 Joe Sakic, 1996

### **MOST SHOTS-ON-GOAL, SERIES**

34 Joe Sakic, 1996 CQF vs Van

### **MOST SHOTS-ON-GOAL, GAME**

11 C. Lemieux, May 9, 1997 at Edm  
C. Lemieux, May 8, 1996 at Chi

## PENALTY MINUTES

### **MOST PENALTY MINUTES, CAREER**

357 Dale Hunter

### **MOST PENALTY MINUTES, YEAR**

99 Basil McRae, 1987

### **MOST PENALTY MINUTES, SERIES**

50 B. McRae, 1987 vs. Hart. (6 gm)

### **MOST PENALTY MINUTES, GAME**

31 Kim Clackson, April 8, 1981 at Phi

## HAT TRICKS

### **MOST HAT TRICKS, PLAYOFF YEAR**

3 1987 (P. Stastny, M. Goulet,  
J. Ogrodnick)

### **MOST HAT TRICKS, SERIES**

3 1987 DSF vs Hartford  
(P. Stastny, M. Goulet, J. Ogrodnick)

### **MOST HAT TRICKS, GAME**

1 9x (last: Valeri Kamensky,  
April 24, 1997 vs. Chicago)

## FASTEST GOALS

### **FASTEST GOAL FROM START OF GAME**

0:29 W. Paiement, April 16, 1982 at Bos

### **FASTEST GOAL BY OPPONENT, START OF GAME**

0:07 Terry Murray, April 12, 1981 vs. Phi

### **FASTEST GOAL FROM START OF PERIOD**

0:22 Dale Hunter, April 13, 1982 at Mtl

### **FASTEST GOAL BY OPPONENT FROM START OF PERIOD**

0:07 Terry Murray, April 12, 1981 vs. Phi

### **FASTEST TWO GOALS, ONE PLAYER**

1:12 Dale Hunter, April 10, 1982 vs Mtl

### **FASTEST TWO GOALS BY OPPONENT**

1:04 J. Lehtinen, April 24, 2006 at Dal

### **FASTEST THREE GOALS, ONE PLAYER**

10:54 Peter Forsberg, June 6, 1996 vs Fla

### **FASTEST THREE GOALS BY OPPONENT**

12:37 D. Andreychuk, April 14, 1985 at Buf

## SHUTOUTS

### **MOST SHUTOUTS, CAREER**

18 Patrick Roy

### **MOST SHUTOUTS, PLAYOFF YEAR**

4 Patrick Roy, 2001

### **MOST SHUTOUTS, SERIES**

2 Patrick Roy, 2002 CSF vs. SJ (7 gm)  
Patrick Roy, 2001 F vs. NJ (7 gm)  
Patrick Roy, 2001 CSF vs. LA (7 gm)  
Patrick Roy, 2000 CF vs. Dal (7 gm)  
Patrick Roy, 1997 CQF vs Chi (6 gm)

## SAVES

### **MOST SAVES, PLAYOFF YEAR**

598 Patrick Roy, 1999  
Patrick Roy, 1996

### **MOST SAVES, SERIES**

223 Craig Anderson, 2010 CQF vs. SJS

### **MOST SAVES, GAME**

63 Patrick Roy, June 10, 1996 at Fla

### **MOST SAVES, GAME (REGULATION ONLY)**

44 Patrick Roy, May 11, 1999 at Det

### **MOST SAVES, PERIOD**

22 Semyon Varlamov, April 21, 2014  
at Minnesota (1st)

# FRANCHISE PLAYOFF LEADERS

## SKATERS

GAMES PLAYED		POINTS		SHORT-HANDED GOALS	
Joe Sakic	172	Joe Sakic	188	Joe Sakic	4
Adam Foote	170	Peter Forsberg	159	Brent Ashton	2
Peter Forsberg	140	Peter Stastny	81	Peter Forsberg	2
Stephane Yelle	117	Milan Hejduk	76	Michel Goulet	2
Milan Hejduk	112	Sandis Ozolinsh	65	Andre Savard	2
Jon Klemm	94	Michel Goulet	64	Dale Hunter	2
Adam Deadmarsh	88	Valeri Kamensky	60	<b>GAME-WINNING GOALS</b>	
Dale Hunter	86	Adam Deadmarsh	56	Joe Sakic	19
Alex Tanguay	83	Claude Lemieux	55	Peter Forsberg	12
Sandis Ozolinsh	82	Anton Stastny	52	Chris Drury	11
<b>GOALS</b>		<b>PENALTY MINUTES</b>		Alex Tanguay	6
Joe Sakic	84	Dale Hunter	357	Milan Hejduk	5
Peter Forsberg	58	Adam Foote	298	Dale Hunter	5
Michel Goulet	34	Paul Gillis	154	Valeri Kamensky	5
Milan Hejduk	34	Peter Forsberg	145	Claude Lemieux	5
Chris Drury	26	Randy Moller	140	Sandis Ozolinsh	4
Valeri Kamensky	25	Basil McRae	133	Peter Stastny	4
Claude Lemieux	24	Claude Lemieux	121	<b>OVERTIME GOALS</b>	
Peter Stastny	24	Wilf Paiement	114	Joe Sakic	8
Adam Deadmarsh	22	Michel Goulet	98	Chris Drury	3
Anton Stastny	20	<b>POWER-PLAY GOALS</b>		Peter Forsberg	3
<b>ASSISTS</b>		Joe Sakic	27	Dale Hunter	3
Joe Sakic	104	Peter Forsberg	15	Peter Stastny	3
Peter Forsberg	101	Michel Goulet	14	Milan Hejduk	2
Peter Stastny	57	Milan Hejduk	14		
Sandis Ozolinsh	47	Peter Stastny	11		
Milan Hejduk	42	Valeri Kamensky	10		
Adam Foote	35	Sandis Ozolinsh	10		
Valeri Kamensky	35	Claude Lemieux	9		
Adam Deadmarsh	34	Adam Deadmarsh	7		
Anton Stastny	32	Anton Stastny	7		
Alex Tanguay	32				

## GOALTENDERS

APPEARANCES		MINUTES		GOALS-AGAINST AVERAGE	
Patrick Roy	133	Patrick Roy	8245	<b>Minimum 10 Games</b>	
Dan Bouchard	30	Dan Bouchard	1808	David Aebischer	2.07
Mario Gosselin	29	Mario Gosselin	1753	Patrick Roy	2.18
Jose Theodore	19	Jose Theodore	1087	Jose Theodore	3.09
David Aebischer	13	David Aebischer	697	Mario Gosselin	3.29
Semyon Varlamov	7	Semyon Varlamov	432	Dan Bouchard	3.32
Four players tied (6)		Ron Hextall	372	<b>SAVE PERCENTAGE</b>	
<b>WINS</b>		Craig Anderson	366	<b>Minimum 10 Games</b>	
Patrick Roy	81	John Garrett	323	Patrick Roy	.922
Mario Gosselin	16	Clint Malarchuk	283	David Aebischer	.922
Dan Bouchard	12	<b>SHUTOUTS</b>		Jose Theodore	.904
Jose Theodore	8	Patrick Roy	18	Mario Gosselin	.881
David Aebischer	6	David Aebischer	1		
John Garrett	3	Craig Anderson	1		
Semyon Varlamov	3	Dan Bouchard	1		
Craig Anderson	2				
Ron Hextall	2				



# SINGLE-SEASON PLAYOFF LEADERS

## SKATERS

GAMES PLAYED			POINTS			SHORT-HANDED GOALS		
23	Rob Blake	2001	34	Joe Sakic	1996	2	Andre Savard	1984
23	Greg deVries	2001	27	Peter Forsberg	2002	2	Michel Goulet	1982
23	Chris Drury	2001	26	Joe Sakic	2001	1	(18) Players Tied	
23	Adam Foote	2001	25	Joe Sakic	1997	<b>GAME-WINNING GOALS</b>		
23	Milan Hejduk	2001	24	Peter Forsberg	1999	6	Joe Sakic	1996
23	Dan Hinote	2001	23	Milan Hejduk	2001	4	Peter Forsberg	2002
23	Eric Messier	2001	23	Claude Lemieux	1997	4	Peter Forsberg	2000
23	Ville Nieminen	2001	23	Peter Stastny	1985	4	Chris Drury	1999
23	Shjon Podein	2001	22	Valeri Kamensky	1997	4	Claude Lemieux	1997
23	Martin Skoula	2001	22	Valeri Kamensky	1996	3	(3) Players Tied	
23	Alex Tanguay	2001	<b>PENALTY MINUTES</b>			<b>OVERTIME GOALS</b>		
23	Stephane Yelle	2001	99	Basil McRae	1987	2	Joe Sakic	2004
<b>GOALS</b>			97	Dale Hunter	1985	2	Peter Forsberg	2002
18	Joe Sakic	1996	73	Paul Gillis	1985	2	Milan Hejduk	1999
13	Joe Sakic	2001	65	Paul Gillis	1987	2	Joe Sakic	1996
13	Claude Lemieux	1997	62	Adam Foote	1997	2	Peter Stastny	1985
11	Chris Drury	2001	58	Wilf Paiement	1985	<b>POINTS BY ROOKIE</b>		
11	Michel Goulet	1985	56	Dale Hunter	1987	17	Marian Stastny	1982
10	Peter Forsberg	1996	55	Claude Lemieux	1996	12	Milan Hejduk	1999
10	Valeri Kamensky	1996	53	Gord Donnelly	1987	10	Nathan MacKinnon	2014
9	(4) Players Tied		52	Dale Hunter	1982	10	Ville Nieminen	2001
<b>ASSISTS</b>			<b>POWER-PLAY GOALS</b>			10	Peter Stastny	1981
19	Peter Stastny	1985	7	Michel Goulet	1985	8	Chris Drury	1999
18	Peter Forsberg	2002	6	Joe Sakic	1996	7	(2) Players Tied	
17	Joe Sakic	1997	5	Valeri Kamensky	1997			
16	Milan Hejduk	2001	5	Joe Sakic	2001			
16	Peter Forsberg	1999	4	(6) Players Tied				
16	Joe Sakic	1996						
15	Alex Tanguay	2001						
14	(3) Players Tied							

## GOALTENDERS

APPEARANCES			MINUTES			GOALS-AGAINST AVERAGE		
23	Patrick Roy	2001	1454	Patrick Roy	1996	<b>Minimum 2 series or 10 Games</b>		
22	Patrick Roy	1996	1451	Patrick Roy	2001	1.70	Patrick Roy	2001
21	Patrick Roy	2002	1241	Patrick Roy	2002	1.79	Patrick Roy	2000
19	Patrick Roy	1999	1173	Patrick Roy	1999	2.08	David Aebischer	2004
17	Patrick Roy	2000	1059	Mario Gosselin	1985	2.10	Patrick Roy	1996
17	Patrick Roy	1997	1039	Patrick Roy	2000	2.21	Patrick Roy	1997
17	Mario Gosselin	1985	1034	Patrick Roy	1997	2.51	Patrick Roy	2002
11	David Aebischer	2004	677	Dan Bouchard	1982	2.66	Patrick Roy	1999
11	Mario Gosselin	1987	662	David Aebischer	2004	3.04	Jose Theodore	2006
11	Dan Bouchard	1982	654	Mario Gosselin	1987	3.06	Mario Gosselin	1985
<b>WINS</b>			<b>SHUTOUTS</b>			<b>SAVE PERCENTAGE</b>		
16	Patrick Roy	2001	4	Patrick Roy	2001	<b>Minimum 2 series or 10 Games</b>		
16	Patrick Roy	1996	3	Patrick Roy	2002	.934	Patrick Roy	2001
11	Patrick Roy	2002	3	Patrick Roy	2000	.932	Patrick Roy	1997
11	Patrick Roy	2000	3	Patrick Roy	1997	.928	Patrick Roy	2000
11	Patrick Roy	1999	3	Patrick Roy	1996	.922	David Aebischer	2004
10	Patrick Roy	1997	1	(5) Players Tied		.921	Patrick Roy	1996
9	Mario Gosselin	1985				.920	Patrick Roy	1999
7	Mario Gosselin	1987				.909	Patrick Roy	2002
6	David Aebischer	2004				.906	Jose Theodore	2008
5	Dan Bouchard	1984				.902	Jose Theodore	2006



# ALL-TIME PLAYOFF SCORING LEADERS

	PLAYER	GP	G	A	PTS	PIM	PP	SH	GW	OT
1	Joe Sakic	172	84	104	188	78	27	4	19	8
2	Peter Forsberg	140	58	101	159	145	15	2	12	3
3	Peter Stastny	64	24	57	81	96	11	1	4	3
4	Milan Hejduk	112	34	42	76	28	14	0	5	2
5	Sandis Ozolinsh	82	18	47	65	96	10	0	4	1
6	Michel Goulet	66	34	30	64	98	14	2	3	0
7	Valeri Kamensky	64	25	35	60	72	10	0	5	0
8	Adam Deadmarsh	88	22	34	56	94	7	0	2	0
9	Claude Lemieux	62	24	31	55	121	9	0	5	1
10	Anton Stastny	66	20	32	52	31	7	0	1	0
11	Chris Drury	80	26	24	50	22	4	0	11	3
	Alex Tanguay	83	18	32	50	28	6	0	6	1
13	Dale Hunter	86	17	29	46	357	2	2	5	3
14	Rob Blake	68	16	27	43	54	6	0	1	0
15	Adam Foote	170	7	35	42	298	2	0	1	0
16	Mike Ricci	51	9	24	33	51	3	0	2	0
17	Scott Young	51	14	18	32	26	2	1	2	1
18	Alain Cote	67	9	15	24	44	0	0	1	0
19	Wilf Paiement	45	13	10	23	114	1	0	1	1
20	Marian Stastny	29	5	17	22	7	1	0	1	0
	Stephane Yelle	117	5	17	22	56	1	1	1	1
22	Steven Reinprecht	50	10	10	20	10	0	0	2	0
23	Raymond Bourque	34	5	14	19	20	3	0	1	0
	Uwe Krupp	34	4	15	19	37	1	0	2	1
25	Paul Stastny	22	8	10	18	14	2	1	2	1
	Greg de Vries	75	6	12	18	48	0	0	1	0
27	Andrew Brunette	19	8	9	17	10	4	0	1	1
	Theoren Fleury	18	5	12	17	20	2	0	0	0
	Mario Marois	45	2	15	17	68	0	0	0	0
	Jean-Francois Sauve	29	7	10	17	10	4	0	1	0
31	Paul Gillis	35	3	13	16	154	0	0	0	0
	<b>Nathan MacKinnon</b>	<b>13</b>	<b>5</b>	<b>11</b>	<b>16</b>	<b>8</b>	<b>0</b>	<b>0</b>	<b>2</b>	<b>1</b>
33	Dan Hinote	69	6	9	15	63	0	1	0	0
34	Alexei Gusarov	55	0	14	14	34	0	0	0	0
	Mike Keane	63	7	7	14	50	0	0	2	1
	Robert Picard	16	2	12	14	12	1	0	0	0
	Martin Skoula	68	1	13	14	18	0	0	0	0
38	Brent Ashton	21	8	5	13	22	1	2	1	0
	John Ogradnick	13	9	4	13	6	3	0	2	0
40	Real Cloutier	23	7	5	12	20	1	0	1	0
	Jon Klemm	94	6	6	12	41	1	0	1	0
	Shjon Podein	59	8	4	12	34	0	0	2	0
43	<b>Gabriel Landeskog</b>	<b>13</b>	<b>7</b>	<b>4</b>	<b>11</b>	<b>16</b>	<b>2</b>	<b>0</b>	<b>1</b>	<b>0</b>
	John-Michael Liles	36	4	7	11	16	3	0	0	0
	Brad Maxwell	18	2	9	11	35	1	0	0	0
	Aaron Miller	60	3	8	11	34	0	0	0	0
	Randy Moller	48	5	6	11	138	2	0	1	0
	Risto Siltanen	16	1	10	11	10	1	0	0	0
49	Rene Corbet	29	5	5	10	31	1	0	1	0
	Ville Nieminen	23	4	6	10	20	3	0	1	0
51	Alain Lemieux	15	4	5	9	0	4	0	0	0
	Normand Rochefort	59	5	4	9	56	0	0	2	0
	Wojtek Wolski	15	3	6	9	4	1	0	1	0
54	Mark Kumpel	20	4	4	8	4	0	0	1	1
	Sylvain Lefebvre	71	0	8	8	55	0	0	0	0
	Eric Messier	72	3	5	8	22	0	0	0	0
	Dave Reid	35	1	7	8	6	0	0	0	0
58	Ryan O'Reilly	13	3	4	7	2	0	0	1	1
	Dave Pichette	19	2	5	7	36	1	0	1	0
	Jacques Richard	19	3	4	7	25	1	0	0	0
	Patrick Roy (G)	133	0	7	7	20	0	0	0	0
	Marek Svatos	14	2	5	7	4	0	0	1	1
	Marc Tardif	22	2	5	7	20	0	0	0	0
64	<b>Tyson Barrie</b>	<b>9</b>	<b>0</b>	<b>6</b>	<b>6</b>	<b>2</b>	<b>0</b>	<b>0</b>	<b>0</b>	<b>0</b>
	Bob Bassen	5	2	4	6	0	0	0	0	0
	Jeff Brown	14	3	3	6	2	2	0	0	0
	Matt Duchene	8	0	6	6	2	0	0	0	0
	Riku Hahl	34	2	4	6	4	0	0	0	0
	Keith Jones	13	3	3	6	17	1	0	0	0
	Jason Lafreniere	12	1	5	6	2	1	0	0	0
	Lane Lambert	13	2	4	6	30	0	0	0	0
	Claude Lapointe	11	2	4	6	16	0	0	0	0
	Curtis Leschyshyn	26	2	4	6	18	1	0	0	0
	Owen Nolan	11	3	3	6	8	0	0	0	0
	Pat Price	33	1	5	6	79	0	0	0	0

# ALL-TIME PLAYOFF SCORING LEADERS

	PLAYER	GP	G	A	PTS	PIM	PP	SH	GW	OT
76	Dave Andreychuk	17	3	2	5	18	2	0	0	0
	Tyler Arnason	10	2	3	5	2	1	0	0	0
	Jim Dowd	9	2	3	5	20	0	1	0	0
	Steve Duchesne	6	0	5	5	6	0	0	0	0
	Eric Lacroix	24	1	4	5	25	0	0	0	0
	Jamie McGinn	7	2	3	5	2	0	0	0	0
	Basil McRae	22	4	1	5	133	0	0	1	0
	Ruslan Salei	11	1	4	5	4	1	0	0	0
	Chris Simon	23	2	3	5	56	0	0	1	0
	Ryan Smyth	8	2	3	5	2	1	0	1	0
86	Bruce Bell	16	2	2	4	21	1	0	0	0
	Bob Boughner	11	0	4	4	6	0	0	0	0
	Brett Clark	10	2	2	4	2	0	1	0	0
	Chris Dingman	16	0	4	4	14	0	0	0	0
	Steven Finn	23	0	4	4	39	0	0	0	0
	Pat Hickey	15	1	3	4	21	1	0	0	0
	Nick Holden	7	3	1	4	8	2	0	0	0
	Mike Hough	15	0	4	4	28	0	0	0	0
	Steve Konowalchuk	13	4	0	4	16	4	0	1	0
	<b>Mikko Rantanen</b>	<b>6</b>	<b>0</b>	<b>4</b>	<b>4</b>	<b>0</b>	<b>0</b>	<b>0</b>	<b>0</b>	<b>0</b>
	Mats Sundin	6	3	1	4	6	1	0	0	0
	Blake Wesley	19	2	2	4	30	0	0	1	0
	Brandon Yip	6	2	2	4	6	0	0	0	0
99	Wendel Clark	6	1	2	3	6	0	0	0	0
	<b>J.T. Compher</b>	<b>6</b>	<b>0</b>	<b>3</b>	<b>3</b>	<b>2</b>	<b>0</b>	<b>0</b>	<b>0</b>	<b>0</b>
	Andre Dupont	21	0	3	3	26	0	0	0	0
	Robbie Ftorek	5	1	2	3	17	1	0	0	0
	Dale Hoganson	11	0	3	3	12	0	0	0	0
	Darius Kasparaitis	21	0	3	3	18	0	0	0	0
	Ian Laperrriere	19	1	2	3	46	0	0	0	0
	Jordan Leopold	7	0	3	3	0	0	0	0	0
	Cody McLeod	23	2	1	3	53	0	1	0	0
	Derek Morris	7	0	3	3	6	0	0	0	0
	<b>Matt Nieto</b>	<b>6</b>	<b>0</b>	<b>3</b>	<b>3</b>	<b>2</b>	<b>0</b>	<b>0</b>	<b>0</b>	<b>0</b>
	PA Parenteau	7	1	2	3	2	0	0	0	0
	Andre Savard	9	3	0	3	2	0	2	1	0
	Teemu Selanne	10	0	3	3	2	0	0	0	0
	Karlis Skrastins	20	0	3	3	12	0	0	0	0
	Chris Stewart	6	3	0	3	4	0	0	1	0
	Ryan Wilson	8	0	3	3	2	0	0	0	0
	Craig Wolanin	17	2	1	3	16	0	0	0	0
	<b>Nikita Zadorov</b>	<b>6</b>	<b>1</b>	<b>2</b>	<b>3</b>	<b>32</b>	<b>0</b>	<b>0</b>	<b>0</b>	<b>0</b>
118	Pierre Aubry	17	1	1	2	30	0	0	1	0
	Matthew Barnaby	11	0	2	2	27	0	0	0	0
	Bates Battaglia	7	0	2	2	4	0	0	0	0
	Bo Berglund	7	2	0	2	4	0	0	1	1
	<b>Gabriel Bourque</b>	<b>6</b>	<b>2</b>	<b>0</b>	<b>2</b>	<b>0</b>	<b>0</b>	<b>0</b>	<b>0</b>	<b>0</b>
	Blake Comeau	6	2	0	2	2	0	0	0	0
	Kyle Cumiskey	6	1	1	2	2	0	0	0	0
	Jeff Finger	5	0	2	2	4	0	0	0	0
	T.J. Galiardi	6	0	2	2	6	0	0	0	0
	Mario Gosselin (G)	29	0	2	2	4	0	0	0	0
	Dave Hannan	13	0	2	2	2	0	0	0	0
	<b>Erik Johnson</b>	<b>7</b>	<b>1</b>	<b>1</b>	<b>2</b>	<b>2</b>	<b>0</b>	<b>0</b>	<b>0</b>	<b>0</b>
	<b>Alexander Kerfoot</b>	<b>6</b>	<b>2</b>	<b>0</b>	<b>2</b>	<b>2</b>	<b>0</b>	<b>0</b>	<b>0</b>	<b>0</b>
	Andrei Kovalenko	10	1	1	2	4	0	0	0	0
	Antti Laaksonen	9	0	2	2	2	0	0	0	0
	Pierre Lacroix	8	0	2	2	10	0	0	0	0
	Brad Larsen	21	1	1	2	13	0	0	0	0
	Andrei Nikolishin	11	0	2	2	4	0	0	0	0
	Martin Rucinsky	6	1	1	2	4	1	0	0	0
	Warren Rychel	30	1	1	2	61	0	0	0	0
	Louis Sleigher	11	1	1	2	46	0	0	0	0
	<b>Carl Soderberg</b>	<b>6</b>	<b>0</b>	<b>2</b>	<b>2</b>	<b>2</b>	<b>0</b>	<b>0</b>	<b>0</b>	<b>0</b>
	Pierre Turgeon	5	0	2	2	6	0	0	0	0
	Brian Willie	10	1	1	2	4	0	0	1	0
142	Craig Anderson (G)	6	0	1	1	0	0	0	0	0
	Peter Andersson	2	0	1	1	0	0	0	0	0
	<b>Sven Andrighetto</b>	<b>6</b>	<b>1</b>	<b>0</b>	<b>1</b>	<b>6</b>	<b>0</b>	<b>0</b>	<b>1</b>	<b>0</b>
	Serge Aubin	22	0	1	1	10	0	0	0	0
	<b>Mark Barberio</b>	<b>6</b>	<b>0</b>	<b>1</b>	<b>1</b>	<b>6</b>	<b>0</b>	<b>0</b>	<b>0</b>	<b>0</b>
	Andre Benoit	7	0	1	1	6	0	0	0	0
	Daniel Bouchard (G)	30	0	1	1	38	0	0	0	0
	Patrice Brisebois	9	0	1	1	4	0	0	0	0
	Mike Eagles	7	1	0	1	12	0	0	0	0
	Tom Fitzgerald	7	0	1	1	20	0	0	0	0

# ALL-TIME PLAYOFF SCORING LEADERS

PLAYER	GP	G	A	PTS	PIM	PP	SH	GW	OT
Nate Guenin	7	0	1	1	4	0	0	0	0
Ben Guitte	10	1	0	1	14	0	1	0	0
Scott Hannan	15	0	1	1	8	0	0	0	0
Darby Hendrickson	6	1	0	1	2	0	0	0	0
T.J. Hensick	2	0	1	1	0	0	0	0	0
Joey Hishon	3	0	1	1	2	0	0	0	0
David Jones	10	0	1	1	6	0	0	0	0
<b>Tyson Jost</b>	<b>6</b>	<b>0</b>	<b>1</b>	<b>1</b>	<b>0</b>	<b>0</b>	<b>0</b>	<b>0</b>	<b>0</b>
Paul Kariya	1	0	1	1	0	0	0	0	0
Janne Laukkanen	6	1	0	1	2	0	0	0	0
Cody McCormick	4	0	1	1	7	0	0	0	0
Brett McLean	8	0	1	1	4	0	0	0	0
<b>Patrik Nemeth</b>	<b>6</b>	<b>0</b>	<b>1</b>	<b>1</b>	<b>4</b>	<b>0</b>	<b>0</b>	<b>0</b>	<b>0</b>
Jeff Odgers	25	1	0	1	39	0	0	1	0
Brad Richardson	9	1	0	1	6	0	0	0	0
Kurt Sauer	22	1	0	1	12	0	0	0	0
Gaston Therrien	8	0	1	1	4	0	0	0	0
Ossi Vaananen	12	0	1	1	18	0	0	0	0
Wally Weir	23	0	1	1	96	0	0	0	0
<b>Colin Wilson</b>	<b>6</b>	<b>0</b>	<b>1</b>	<b>1</b>	<b>0</b>	<b>0</b>	<b>0</b>	<b>0</b>	<b>0</b>
172 David Aebischer (G)	13	0	0	0	0	0	0	0	0
Jonathan Bernier (G)	4	0	0	0	0	0	0	0	0
Serge Bernier	1	0	0	0	0	0	0	0	0
Craig Billington (G)	3	0	0	0	0	0	0	0	0
Patrick Bordeleau	7	0	0	0	10	0	0	0	0
Paul Carey	3	0	0	0	0	0	0	0	0
Peter Budaj (G)	4	0	0	0	0	0	0	0	0
Gino Cavallini	4	0	0	0	0	0	0	0	0
Kim Clackson	5	0	0	0	33	0	0	0	0
Marc-Andre Cliche	7	0	0	0	2	0	0	0	0
Richard David	1	0	0	0	0	0	0	0	0
Gilbert Delorme	2	0	0	0	5	0	0	0	0
Gord Donnelly	14	0	0	0	53	0	0	0	0
Shean Donovan	5	0	0	0	2	0	0	0	0
Andre Dore	9	0	0	0	8	0	0	0	0
Chris Durno	1	0	0	0	0	0	0	0	0
Anders Eldebrink	1	0	0	0	0	0	0	0	0
Stephane Fiset (G)	6	0	0	0	0	0	0	0	0
Bob Fitchner	3	0	0	0	10	0	0	0	0
John Garrett (G)	5	0	0	0	0	0	0	0	0
Jean-Marc Gaulin	1	0	0	0	0	0	0	0	0
<b>Samuel Girard</b>	<b>3</b>	<b>0</b>	<b>0</b>	<b>0</b>	<b>0</b>	<b>0</b>	<b>0</b>	<b>0</b>	<b>0</b>
Chris Gratton	11	0	0	0	27	0	0	0	0
Jean Hamel	9	0	0	0	18	0	0	0	0
Andrew Hammond (G)	3	0	0	0	0	0	0	0	0
Jan Hejda	7	0	0	0	6	0	0	0	0
Matt Hendricks	6	0	0	0	0	0	0	0	0
Ron Hextall (G)	5	0	0	0	0	0	0	0	0
Jaroslav Hlinka	1	0	0	0	0	0	0	0	0
Bill Huard	1	0	0	0	0	0	0	0	0
Kerry Huffman	3	0	0	0	0	0	0	0	0
Terry Johnson	2	0	0	0	0	0	0	0	0
Dave Karpa	3	0	0	0	0	0	0	0	0
Jari Kurri	4	0	0	0	0	0	0	0	0
Rick Lapointe	3	0	0	0	0	0	0	0	0
Paul MacDermid	3	0	0	0	2	0	0	0	0
Clint Malarchuk (G)	7	0	0	0	15	0	0	0	0
Brad Malone	6	0	0	0	2	0	0	0	0
Greg Malone	2	0	0	0	0	0	0	0	0
Jimmy Mann	18	0	0	0	82	0	0	0	0
Bryan Marchment	7	0	0	0	4	0	0	0	0
Brad May	3	0	0	0	0	0	0	0	0
Chris McAllister	1	0	0	0	0	0	0	0	0
Tony McKegney	7	0	0	0	0	0	0	0	0
Bryan Muir	24	0	0	0	2	0	0	0	0
Troy Murray	8	0	0	0	19	0	0	0	0
Lee Norwood	3	0	0	0	2	0	0	0	0
John Paddock	2	0	0	0	0	0	0	0	0
Scott Parker	5	0	0	0	4	0	0	0	0
Steve Patrick	3	0	0	0	6	0	0	0	0
Scott Pearson	3	0	0	0	0	0	0	0	0
Michel Plasse (G)	1	0	0	0	0	0	0	0	0
Kevin Porter	4	0	0	0	0	0	0	0	0
Kyle Quincey	6	0	0	0	8	0	0	0	0
Yves Sarault	5	0	0	0	2	0	0	0	0

# ALL-TIME PLAYOFF SCORING LEADERS

PLAYER	GP	G	A	PTS	PIM	PP	SH	GW	OT
Brent Severyn	8	0	0	0	12	0	0	0	0
Jeff Shantz	6	0	0	0	4	0	0	0	0
Duncan Siemens	5	0	0	0	0	0	0	0	0
David Warsofsky	4	0	0	0	2	0	0	0	0
Wyatt Smith	1	0	0	0	0	0	0	0	0
Garth Snow (G)	1	0	0	0	0	0	0	0	0
Trevor Stienburg	1	0	0	0	0	0	0	0	0
Ryan Stoa	1	0	0	0	2	0	0	0	0
Maxime Talbot	7	0	0	0	4	0	0	0	0
Jose Theodore (G)	19	0	0	0	0	0	0	0	0
Jocelyn Thibault (G)	3	0	0	0	0	0	0	0	0
Pascal Trepanier	2	0	0	0	0	0	0	0	0
Darcy Tucker	6	0	0	0	2	0	0	0	0
Radim Vrbata	9	0	0	0	0	0	0	0	0
<b>Semyon Varlamov</b>	<b>7</b>	<b>0</b>	<b>0</b>	<b>0</b>	<b>0</b>	<b>0</b>	<b>0</b>	<b>0</b>	<b>0</b>
242 John Wensink	3	0	0	0	0	0	0	0	0

## HAT TRICKS, FRANCHISE PLAYOFF HISTORY (9)

Player	Date	Opponent
Peter Stastny	April 5, 1983	at Boston
Michel Goulet	April 23, 1985	vs. MONTREAL
Peter Stastny	April 11, 1987	vs. HARTFORD
Michel Goulet	April 12, 1987	vs. HARTFORD
John Ogradnick	April 14, 1987	at Hartford
Joe Sakic	May 6, 1995	vs. NY RANGERS
Joe Sakic	April 25, 1996	vs. VANCOUVER
Peter Forsberg	June 6, 1996	vs. FLORIDA
Valeri Kamensky	April 24, 1997	vs. CHICAGO

## LONGEST PLAYOFF OVERTIME GAMES, FRANCHISE HISTORY

Time	OT	Date	Opponent	Round	Goal Scorer	Result
44:33	3 OT	May 8, 1996	at Chicago	Game 4 - WCF	Joe Sakic	W, 3-2
44:31	3 OT	June 10, 1996	at Florida	Game 4 - F	Uwe Krupp	W, 1-0
31:03	2 OT	April 20, 1997	at Chicago	Game 3 - CQF	Sergei Krivokrasov	L, 3-4
30:27	2 OT	May 16, 2001	at St. Louis	Game 3 - WCF	Scott Young	L, 3-4
25:21	2 OT	April 14, 2004	at Dallas	Game 4 - CQF	Marek Svatos	W, 3-2
25:18	2 OT	May 13, 1996	at Chicago	Game 6 - CSF	Sandis Ozolinsh	W, 4-3

## SHORTEST PLAYOFF OVERTIME GAMES, FRANCHISE HISTORY

Time	Date	Opponent	Round	Goal Scorer	Result
0:22	April 13, 1982	at Montreal	Game 5 - DSF	Dale Hunter	W, 3-2
0:24	May 21, 2001	vs. ST. LOUIS	Game 5 - WCF	Joe Sakic	W, 2-1
0:37	April 12, 1981	vs. PHILADELPHIA	Game 4 - PR	Dale Hunter	W, 4-3
0:51	April 18, 2010	vs. SAN JOSE	Game 3 - CQF	Ryan O'Reilly	W, 1-0
0:51	April 25, 1996	vs. VANCOUVER	Game 5 - CQF	Joe Sakic	W, 5-4

# ALL-TIME PLAYOFF GOALTENDERS

PLAYER	GP	W	L	ShO	SA	Sv	Sv%	GA	GAA	Min	PIM	EN
Patrick Roy	133	81	52	18	3851	3552	.922	299	2.18	8245	20	8
Mario Gosselin	29	16	13	0	821	723	.881	96	3.29	1753	4	2
Dan Bouchard	30	12	18	1	-	-	-	100	3.32	1808	24	2
Jose Theodore	19	8	11	0	582	526	.904	56	3.09	1087	0	2
David Aebischer	13	6	5	1	309	285	.922	24	2.07	697	4	1
<b>Semyon Varlamov</b>	<b>7</b>	<b>3</b>	<b>4</b>	<b>0</b>	<b>231</b>	<b>211</b>	<b>.913</b>	<b>20</b>	<b>2.77</b>	<b>432</b>	<b>0</b>	<b>2</b>
John Garrett	5	3	2	0	-	-	-	21	3.90	323	0	0
Craig Anderson	6	2	4	1	239	223	.933	16	2.62	366	0	2
Ron Hextall	6	2	4	0	211	193	.915	18	2.90	372	0	0
Stephane Fiset	6	1	2	0	127	110	.866	17	4.43	233	0	0
Jonathan Bernier	4	1	3	0	120	106	.883	14	3.87	217	0	2
Andrew Hammond	3	1	1	0	90	84	.933	6	2.62	137	0	0
Jocelyn Thibault	3	1	2	0	76	68	.895	8	3.24	148	0	0
Clint Malarchuk	6	0	4	0	137	118	.861	19	4.03	283	0	0
Peter Budaj	4	0	0	0	69	62	.899	7	3.61	117	0	0
Craig Billington	3	0	0	0	19	17	.895	2	4.06	30	0	0
Michel Plasse	1	0	0	0	-	-	-	1	4.00	15	0	1
Tommy Salo	1	0	0	0	7	7	1.000	0	0.00	26	2	0
Garth Snow	1	0	0	0	3	2	.667	1	6.78	9	0	0

## MOST SAVES, FRANCHISE PLAYOFF HISTORY

Sv	Goaltender	Date	Opponent	Result
63	Patrick Roy	June 10, 1996	at Florida	W, 1-0 3OT
56	Patrick Roy	May 16, 2001	at St. Louis	L, 3-4 2OT
53	Patrick Roy	April 20, 1997	at Chicago	L, 3-4 2OT
51	Craig Anderson	April 18, 2010	vs. SAN JOSE	W, 1-0 OT
50	Jose Theodore	April 30, 2006	at Dallas	W, 3-2 OT

## MOST SAVES IN A 60-MINUTE GAME (NON-OT), FRANCHISE PLAYOFF HISTORY

Sv	Goaltender	Date	Opponent	Result
44	Andrew Hammond	April 20, 2018	at Nashville	W, 2-1
44	Patrick Roy	May 11, 1999	at Detroit	W, 5-3
42	Patrick Roy	May 4, 1997	vs. EDMONTON	W, 4-1
42	Patrick Roy	April 24, 1999	at San Jose	W, 3-1
41	Patrick Roy	May 24, 1999	at Dallas	L, 2-4

# YEAR-BY-YEAR PLAYOFF RESULTS

## 1981

### PRELIMINARY ROUND

4/8 @ PHILADELPHIA	4-6	L
4/9 @ PHILADELPHIA	5-8	L
4/11 PHILADELPHIA	2-0	W
4/12 PHILADELPHIA	4-3*	W
4/14 @ PHILADELPHIA	2-5	L

PHILADELPHIA WON BEST-OF-FIVE SERIES 3-2

## 1982

### DIVISION SEMIFINALS

4/7 @ MONTREAL	1-5	L
4/8 @ MONTREAL	3-2	W
4/10 MONTREAL	2-1	W
4/11 MONTREAL	2-6	L
4/13 @ MONTREAL	3-2*	W

QUEBEC WON BEST-OF-FIVE SERIES 3-2

### DIVISION FINALS

4/15 @ BOSTON	3-4	L
4/16 @ BOSTON	4-8	L
4/18 BOSTON	3-2*	W
4/19 BOSTON	7-2	W
4/21 @ BOSTON	4-3	W
4/23 BOSTON	5-6*	L
4/25 @ BOSTON	2-1	W

QUEBEC WON BEST-OF-SEVEN SERIES 4-3

### WALES CONFERENCE FINALS

4/27 @ NY ISLANDERS	1-4	L
4/29 @ NY ISLANDERS	2-5	L
5/1 NY ISLANDERS	4-5*	L
5/4 NY ISLANDERS	2-4	L

NEW YORK WON BEST-OF-SEVEN SERIES 4-0

## 1983

### DIVISION SEMIFINALS

4/5 @ BOSTON	3-4*	L
4/7 @ BOSTON	2-4	L
4/9 BOSTON	2-1	W
4/10 BOSTON	1-2	L

BOSTON WON BEST-OF-FIVE SERIES 3-1

## 1984

### DIVISION SEMIFINALS

4/4 @ BUFFALO	3-2	W
4/5 @ BUFFALO	6-2	W
4/7 BUFFALO	4-1	W

QUEBEC WON BEST-OF-FIVE SERIES 3-0

### DIVISION FINALS

4/12 MONTREAL	4-2	W
4/13 MONTREAL	1-4	L
4/15 @ MONTREAL	1-2	L
4/16 @ MONTREAL	4-3*	W
4/18 MONTREAL	0-4	L
4/20 @ MONTREAL	3-5	L

MONTREAL WON BEST-OF-SEVEN SERIES 4-2

## 1985

### DIVISION SEMIFINALS

4/10 BUFFALO	5-2	W
4/11 BUFFALO	3-2	W
4/13 @ BUFFALO	4-6	L
4/14 @ BUFFALO	4-7	L
4/16 BUFFALO	6-5	W

QUEBEC WON BEST-OF-FIVE SERIES 3-2

### DIVISION FINALS

4/18 @ MONTREAL	2-1*	W
4/21 @ MONTREAL	6-4	L
4/23 MONTREAL	7-6*	W
4/25 MONTREAL	1-3	L
4/27 @ MONTREAL	5-1	W
4/30 MONTREAL	2-5	L
5/2 @ MONTREAL	3-2*	W

QUEBEC WON BEST-OF-SEVEN SERIES 4-3

### WALES CONFERENCE FINALS

5/5 PHILADELPHIA	2-1*	W
5/7 PHILADELPHIA	2-4	L
5/9 @ PHILADELPHIA	2-4	L
5/12 @ PHILADELPHIA	5-3	W
5/14 PHILADELPHIA	1-2	L
5/16 @ PHILADELPHIA	0-3	L

PHILADELPHIA WON BEST-OF-SEVEN 4-2

## 1986

### DIVISION SEMIFINALS

4/9 HARTFORD	2-3*	L
4/10 HARTFORD	1-4	L
4/12 @ HARTFORD	4-9	L

HARTFORD WON BEST-OF-FIVE SERIES 3-0

## 1987

### DIVISION SEMIFINALS

4/8 @ HARTFORD	2-3*	L
4/9 @ HARTFORD	4-5	L
4/11 HARTFORD	5-1	W
4/12 HARTFORD	4-1	W
4/14 @ HARTFORD	7-5	W
4/16 HARTFORD	5-4*	W

QUEBEC WON BEST-OF-SEVEN SERIES 4-2

### DIVISION FINALS

4/20 @ MONTREAL	7-5	W
4/22 @ MONTREAL	2-1	W
4/24 MONTREAL	2-7	L
4/26 MONTREAL	2-3*	L
4/28 @ MONTREAL	2-3	L
4/30 MONTREAL	3-2	W
5/2 @ MONTREAL	3-5	L

MONTREAL WON BEST-OF-SEVEN SERIES 4-3

## 1993

### DIVISION SEMIFINALS

4/18 MONTREAL	3-2*	W
4/20 MONTREAL	4-1	W
4/22 @ MONTREAL	1-2*	L
4/24 @ MONTREAL	2-3	L
4/26 MONTREAL	4-5*	L
4/28 @ MONTREAL	2-6	L

MONTREAL WON BEST-OF-SEVEN SERIES 4-2

## 1995

### CONFERENCE QUARTERFINALS

5/6 NY RANGERS	5-4	W
5/8 NY RANGERS	3-8	L
5/10 @ NY RANGERS	3-4	L
5/12 @ NY RANGERS	2-3*	L
5/14 NY RANGERS	4-2	W
5/16 @ NY RANGERS	2-4	L

NEW YORK WON BEST-OF-SEVEN SERIES 4-2

## 1996

### CONFERENCE QUARTERFINALS

4/16 VANCOUVER	5-2	W
4/18 VANCOUVER	4-5	L
4/20 @ VANCOUVER	4-0	W
4/22 @ VANCOUVER	3-4	L
4/25 VANCOUVER	5-4*	W
4/27 @ VANCOUVER	3-2	W

COLORADO WON BEST-OF-SEVEN SERIES 4-2



# YEAR-BY-YEAR PLAYOFF RESULTS

## 1996

### CONFERENCE SEMIFINALS

5/2	CHICAGO	2-3*	L
5/4	CHICAGO	5-1	W
5/6 @	CHICAGO	3-4*	L
5/8 @	CHICAGO	3-2*	W
5/11	CHICAGO	4-1	W
5/13 @	CHICAGO	4-3*	W

COLORADO WON BEST-OF-SEVEN SERIES 4-2

### WESTERN CONFERENCE FINALS

5/19 @	DETROIT	3-2*	W
5/21 @	DETROIT	3-0	W
5/23	DETROIT	4-6	L
5/25	DETROIT	4-2	W
5/27 @	DETROIT	2-5	L
5/29	DETROIT	4-1	W

COLORADO WON BEST-OF-SEVEN SERIES 4-2

### STANLEY CUP CHAMPIONSHIP

6/4	FLORIDA	3-1	W
6/6	FLORIDA	8-1	W
6/8 @	FLORIDA	3-2	W
6/10 @	FLORIDA	1-0*	W

COLORADO WON BEST-OF-SEVEN SERIES 4-0

## 1997

### CONFERENCE QUARTERFINALS

4/16	CHICAGO	6-0	W
4/18	CHICAGO	3-1	W
4/20 @	CHICAGO	3-4*	L
4/22 @	CHICAGO	3-6	L
4/24	CHICAGO	7-0	W
4/26 @	CHICAGO	6-3	W

COLORADO WON BEST-OF-SEVEN SERIES 4-2

### CONFERENCE SEMIFINALS

5/2	EDMONTON	5-1	W
5/4	EDMONTON	4-1	W
5/7 @	EDMONTON	3-4	L
5/9 @	EDMONTON	3-2*	W
5/11	EDMONTON	4-3	W

COLORADO WON BEST-OF-SEVEN SERIES 4-1

### WESTERN CONFERENCE FINALS

5/15	DETROIT	2-1	W
5/17	DETROIT	2-4	L
5/19 @	DETROIT	1-2	L
5/22 @	DETROIT	0-6	L
5/24	DETROIT	6-0	W
5/26 @	DETROIT	1-3	L

DETROIT WON BEST-OF-SEVEN SERIES 4-2

## 1998

### CONFERENCE QUARTERFINALS

4/22	EDMONTON	2-3	L
4/24	EDMONTON	5-2	W
4/26 @	EDMONTON	5-4*	W
4/28 @	EDMONTON	3-1	W
4/30	EDMONTON	1-3	L
5/2 @	EDMONTON	0-2	L
5/4	EDMONTON	0-4	L

EDMONTON WON BEST-OF-SEVEN SERIES 4-3

## 1999

### CONFERENCE QUARTERFINALS

4/24 @	SAN JOSE	3-1	W
4/26 @	SAN JOSE	2-1*	W
4/28	SAN JOSE	2-4	L
4/30	SAN JOSE	3-7	L
5/1	SAN JOSE	6-2	W
5/3 @	SAN JOSE	3-2*	W

COLORADO WON BEST-OF-SEVEN SERIES 4-2

### CONFERENCE SEMIFINALS

5/7	DETROIT	2-3*	L
5/9	DETROIT	0-4	L
5/11 @	DETROIT	5-3	W
5/13 @	DETROIT	6-2	W
5/16	DETROIT	3-0	W
5/18 @	DETROIT	5-2	W

COLORADO WON BEST-OF-SEVEN SERIES 4-2

### WESTERN CONFERENCE FINALS

5/22 @	DALLAS	2-1	W
5/24 @	DALLAS	2-4	L
5/26	DALLAS	0-3	L
5/28	DALLAS	3-2*	W
5/30 @	DALLAS	7-5	W
6/1	DALLAS	1-4	L
6/3 @	DALLAS	1-4	L

DALLAS WON BEST-OF-SEVEN SERIES 4-3

## 2000

### CONFERENCE QUARTERFINALS

4/13	PHOENIX	6-3	W
4/15	PHOENIX	3-1	W
4/17 @	PHOENIX	4-2	W
4/19 @	PHOENIX	2-3	L
4/21	PHOENIX	2-1	W

COLORADO WON BEST-OF-SEVEN SERIES 4-1

### CONFERENCE SEMIFINALS

4/27	DETROIT	2-0	W
4/29	DETROIT	3-1	W
5/1 @	DETROIT	1-3	L
5/3 @	DETROIT	3-2*	W
5/5	DETROIT	4-2	W

COLORADO WON BEST-OF-SEVEN SERIES 4-1

### WESTERN CONFERENCE FINALS

5/13 @	DALLAS	2-0	W
5/15 @	DALLAS	2-3	L
5/19	DALLAS	2-0	W
5/21	DALLAS	1-4	L
5/23 @	DALLAS	2-3*	L
5/25	DALLAS	2-1	W
5/27 @	DALLAS	2-3	L

DALLAS WON BEST-OF-SEVEN SERIES 4-3

## 2001

### CONFERENCE QUARTERFINALS

4/12	VANCOUVER	5-4	W
4/14	VANCOUVER	2-1	W
4/16 @	VANCOUVER	4-3*	W
4/18 @	VANCOUVER	5-1	W

COLORADO WON BEST-OF-SEVEN SERIES 4-0

### CONFERENCE SEMIFINALS

4/26	LOS ANGELES	3-4*	L
4/28	LOS ANGELES	2-0	W
4/30 @	LOS ANGELES	4-3	W
5/2 @	LOS ANGELES	3-0	W
5/4	LOS ANGELES	0-1	L
5/6 @	LOS ANGELES	0-1*	L
5/9	LOS ANGELES	5-1	W

COLORADO WON BEST-OF-SEVEN SERIES 4-3

### WESTERN CONFERENCE FINALS

5/12	ST. LOUIS	4-1	W
5/14	ST. LOUIS	4-2	W
5/16 @	ST. LOUIS	3-4*	L
5/18 @	ST. LOUIS	4-3*	W
5/21	ST. LOUIS	2-1*	W

COLORADO WON BEST-OF-SEVEN SERIES 4-1

### STANLEY CUP CHAMPIONSHIP

5/26	NEW JERSEY	4-0	W
5/29	NEW JERSEY	1-2	L
5/31 @	NEW JERSEY	3-1	W
6/2 @	NEW JERSEY	2-3	L
6/4	NEW JERSEY	1-4	L
6/7 @	NEW JERSEY	4-0	W
6/9	NEW JERSEY	3-1	W

COLORADO WON BEST-OF-SEVEN SERIES 4-3

# YEAR-BY-YEAR PLAYOFF RESULTS

## 2002

### CONFERENCE QUARTERFINALS

4/18	LOS ANGELES	4-3	W
4/20	LOS ANGELES	5-3	W
4/22 @	LOS ANGELES	1-3	L
4/23 @	LOS ANGELES	1-0	W
4/25	LOS ANGELES	0-1*	L
4/27 @	LOS ANGELES	1-3	L
4/29	LOS ANGELES	4-0	W

COLORADO WON BEST-OF-SEVEN SERIES 4-3

### CONFERENCE SEMIFINALS

5/1	SAN JOSE	3-6	L
5/4	SAN JOSE	8-2	W
5/6 @	SAN JOSE	4-6	L
5/8 @	SAN JOSE	4-1	W
5/11	SAN JOSE	3-5	L
5/13 @	SAN JOSE	2-1*	W
5/15	SAN JOSE	1-0	W

COLORADO WON BEST-OF-SEVEN SERIES 4-3

### WESTERN CONFERENCE FINALS

5/18 @	DETROIT	3-5	L
5/20 @	DETROIT	4-3*	W
5/22	DETROIT	1-2*	L
5/25	DETROIT	3-2	W
5/27 @	DETROIT	2-1*	W
5/29	DETROIT	0-2	L
5/31 @	DETROIT	0-7	L

DETROIT WON BEST-OF-SEVEN SERIES 4-3

## 2003

### CONFERENCE QUARTERFINALS

4/10	MINNESOTA	2-4	L
4/12	MINNESOTA	3-2	W
4/14 @	MINNESOTA	3-0	W
4/16 @	MINNESOTA	3-1	W
4/19	MINNESOTA	2-3	L
4/21 @	MINNESOTA	2-3*	L
4/22	MINNESOTA	2-3*	L

MINNESOTA WON BEST-OF-SEVEN SERIES 4-3

## 2004

### CONFERENCE QUARTERFINALS

4/7	DALLAS	3-1	W
4/9	DALLAS	5-2	W
4/12 @	DALLAS	3-4*	L
4/14 @	DALLAS	3-2*	W
4/17	DALLAS	5-1	W

COLORADO WON BEST-OF-SEVEN SERIES 4-1

### CONFERENCE SEMIFINALS

4/22 @	SAN JOSE	2-5	L
4/24 @	SAN JOSE	1-4	L
4/26	SAN JOSE	0-1	L
4/28	SAN JOSE	1-0*	W
5/1 @	SAN JOSE	2-1*	W
5/4	SAN JOSE	1-3	L

SAN JOSE WON BEST-OF-SEVEN SERIES 4-2

## 2006

### CONFERENCE QUARTERFINALS

4/22 @	DALLAS	5-2	W
4/24 @	DALLAS	5-4*	W
4/26	DALLAS	4-3*	W
4/28	DALLAS	1-4	L
4/30 @	DALLAS	3-2*	W

COLORADO WON BEST-OF-SEVEN SERIES 4-1

### CONFERENCE SEMIFINALS

5/5 @	ANAHEIM	0-5	L
5/7 @	ANAHEIM	0-3	L
5/9	ANAHEIM	3-4*	L
5/11	ANAHEIM	1-4	L

ANAHEIM WON BEST-OF-SEVEN SERIES 4-0

## 2008

### CONFERENCE QUARTERFINALS

4/9 @	MINNESOTA	3-2*	W
4/11 @	MINNESOTA	2-3*	L
4/14	MINNESOTA	2-3*	L
4/15	MINNESOTA	5-1	W
4/17 @	MINNESOTA	3-2	W
4/19	MINNESOTA	2-1	W

COLORADO WON BEST-OF-SEVEN SERIES 4-2

### CONFERENCE SEMIFINALS

4/24 @	DETROIT	3-4	L
4/26 @	DETROIT	1-5	L
4/29	DETROIT	3-4	L
5/1	DETROIT	2-8	L

DETROIT WON BEST-OF-SEVEN SERIES 4-0

## 2010

### CONFERENCE QUARTERFINALS

4/14 @	SAN JOSE	2-1	W
4/16 @	SAN JOSE	5-6*	L
4/18	SAN JOSE	1-0*	W
4/20	SAN JOSE	1-2*	L
4/22 @	SAN JOSE	0-5	L
4/24	SAN JOSE	2-5	L

SAN JOSE WON BEST-OF-SEVEN SERIES 4-2

## 2014

### FIRST ROUND

4/17	MINNESOTA	5-4*	W
4/19	MINNESOTA	4-2	W
4/21 @	MINNESOTA	0-1*	L
4/24 @	MINNESOTA	1-2	L
4/26	MINNESOTA	4-3*	W
4/28 @	MINNESOTA	2-5	L
4/30	MINNESOTA	4-5*	L

MINNESOTA WON BEST-OF-SEVEN SERIES 4-3

## 2018

### FIRST ROUND

4/12 @	NASHVILLE	2-5	L
4/14 @	NASHVILLE	4-5	L
4/16	NASHVILLE	5-3	W
4/18	NASHVILLE	2-3	L
4/20 @	NASHVILLE	2-1	W
4/22	NASHVILLE	0-5	L

NASHVILLE WON BEST-OF-SEVEN SERIES 4-2

\* - DENOTES OVERTIME GAME





# YEAR-BY-YEAR PLAYOFF STATISTICS

## 1981

PLAYER	GP	G	A	PTS	+/-	PIM	PPG	SHG	GWG	S	S%	
Peter Stastny	5	2	8	10	-	7	1	0	0	-	-	
Michel Goulet	4	3	4	7	-	7	0	0	1	-	-	
Anton Stastny	5	4	3	7	-	2	2	0	0	-	-	
Dale Hunter	5	4	2	6	-	34	0	0	1	-	-	
Jacques Richard	5	2	4	6	-	14	1	0	0	-	-	
Marc Tardif	5	1	3	4	-	2	0	0	0	-	-	
Robbie Ftorek	5	1	2	3	-	17	1	0	0	-	-	
Dale Hoganson	5	0	3	3	-	10	0	0	0	-	-	
Pierre Lacroix	5	0	2	2	-	10	0	0	0	-	-	
Mario Marois	5	0	1	1	-	6	0	0	0	-	-	
Serge Bernier	1	0	0	0	-	0	0	0	0	-	-	
Kim Clackson	5	0	0	0	-	33	0	0	0	-	-	
Real Cloutier	3	0	0	0	-	10	0	0	0	-	-	
Alain Cote	4	0	0	0	-	6	0	0	0	-	-	
Andre Dupont	1	0	0	0	-	0	0	0	0	-	-	
Bob Fitchner	3	0	0	0	-	10	0	0	0	-	-	
Terry Johnson	2	0	0	0	-	0	0	0	0	-	-	
Lee Norwood	3	0	0	0	-	2	0	0	0	-	-	
John Paddock	2	0	0	0	-	0	0	0	0	-	-	
Dave Pichette	1	0	0	0	-	14	0	0	0	-	-	
Normand Rochefort	5	0	0	0	-	4	0	0	0	-	-	
Wally Weir	3	0	0	0	-	15	0	0	0	-	-	
John Wensink	3	0	0	0	-	0	0	0	0	-	-	
Goaltender	GP	W	L	SO	SA	SV	SV%	GA	GAA	MIN	PIM	EN
Dan Bouchard	5	2	3	1	-	-	-	19	3.99	286	14	1
Michel Plasse	1	0	0	0	-	-	-	1	4.00	15	0	1

## 1982

PLAYER	GP	G	A	PTS	+/-	PIM	PPG	SHG	GWG	S	S%	
Peter Stastny	12	7	11	18	-	10	4	0	1	-	-	
Marian Stastny	16	3	14	17	-	5	1	0	0	-	-	
Anton Stastny	16	5	10	15	-	10	3	0	0	-	-	
Michel Goulet	16	8	5	13	-	6	2	2	0	-	-	
Real Cloutier	16	7	5	12	-	10	1	0	1	-	-	
Wilf Paiement	14	6	6	12	-	28	1	0	1	-	-	
Dale Hunter	16	3	7	10	-	52	1	0	2	-	-	
Dave Pichette	16	2	4	6	-	22	1	0	1	-	-	
Pat Hickey	15	1	3	4	-	21	1	0	0	-	-	
Alain Cote	16	1	2	3	-	8	0	0	0	-	-	
Andre Dupont	16	0	3	3	-	18	0	0	0	-	-	
Mario Marois	13	1	2	3	-	44	0	0	0	-	-	
Marc Tardif	13	1	2	3	-	16	0	0	0	-	-	
Pierre Aubry	15	1	1	2	-	30	0	0	1	-	-	
Normand Rochefort	16	0	2	2	-	10	0	0	0	-	-	
Basil McRae	9	1	0	1	-	34	0	0	0	-	-	
Jacques Richard	10	1	0	1	-	9	0	0	0	-	-	
Gaston Therrien	9	0	1	1	-	4	0	0	0	-	-	
Richard David	1	0	0	0	-	0	0	0	0	-	-	
Jean Hamel	5	0	0	0	-	16	0	0	0	-	-	
Dale Hoganson	6	0	0	0	-	2	0	0	0	-	-	
Pierre Lacroix	3	0	0	0	-	0	0	0	0	-	-	
Randy Moller	1	0	0	0	-	2	0	0	0	-	-	
Wally Weir	15	0	0	0	-	45	0	0	0	-	-	
Goaltender	GP	W	L	SO	SA	SV	SV%	GA	GAA	MIN	PIM	EN
Dan Bouchard	11	4	7	0	-	-	-	38	3.37	677	4	1
John Garrett	5	3	2	0	-	-	-	21	3.90	323	0	0

# YEAR-BY-YEAR PLAYOFF STATISTICS

## 1983

PLAYER	GP	G	A	PTS	+/-	PIM	PPG	SHG	GWG	S	S%	
Peter Stastny	4	3	2	5	2	10	1	0	0	9	33.3	
Anton Stastny	4	2	2	4	2	0	0	0	0	12	16.7	
Alain Cote	4	0	3	3	0	0	0	0	0	6	0	
Dale Hunter	4	2	1	3	0	24	0	0	0	7	28.6	
Randy Moller	4	1	0	1	-3	4	1	0	1	10	10	
Wilf Paiement	4	0	1	1	0	4	0	0	0	9	0	
Dave Pichette	2	0	1	1	1	0	0	0	0	0	0	
Wally Weir	4	0	1	1	0	19	0	0	0	1	0	
Pierre Aubry	2	0	0	0	0	0	0	0	0	1	0	
Real Cloutier	4	0	0	0	-4	0	0	0	0	8	0	
Andre Dupont	4	0	0	0	-3	8	0	0	0	0	0	
Anders Eldebrink	1	0	0	0	0	0	0	0	0	1	0	
Michel Goulet	4	0	0	0	-2	6	0	0	0	10	0	
Jean Hamel	4	0	0	0	-4	2	0	0	0	1	0	
Pat Price	4	0	0	0	-1	14	0	0	0	12	0	
Jacques Richard	4	0	0	0	0	2	0	0	0	0	0	
Normand Rochefort	1	0	0	0	1	2	0	0	0	0	0	
Marian Stastny	2	0	0	0	0	0	0	0	0	1	0	
Marc Tardif	4	0	0	0	-2	2	0	0	0	4	0	
Blake Wesley	4	0	0	0	3	2	0	0	0	5	0	
Goaltender	GP	W	L	SO	SA	SV	SV%	GA	GAA	MIN	PIM	EN
Dan Bouchard	4	1	3	0	-	-	-	11	2.73	242	0	0

## 1984

PLAYER	GP	G	A	PTS	+/-	PIM	PPG	SHG	GWG	S	S%	
Peter Stastny	9	2	7	9	3	31	2	0	0	18	11.1	
Jean-Francois Sauve	9	2	5	7	-2	2	2	0	1	11	18.2	
Anton Stastny	9	2	5	7	2	7	0	0	0	16	12.5	
Michel Goulet	9	2	4	6	1	17	0	0	0	17	11.8	
Dale Hunter	9	2	3	5	-2	41	0	0	0	9	22.2	
Mario Marois	9	1	4	5	7	6	0	0	0	20	5	
Marian Stastny	9	2	3	5	1	2	0	0	1	15	13.3	
Wilf Paiement	9	3	1	4	-4	24	0	0	0	17	17.6	
Andre Savard	9	3	0	3	-2	2	0	2	1	22	13.6	
Blake Wesley	9	1	2	3	-5	20	0	0	1	10	10	
Bo Berglund	7	2	0	2	1	4	0	0	1	10	20	
Alain Cote	9	0	2	2	0	17	0	0	0	11	0	
Louis Sleigher	7	1	1	2	2	42	0	0	0	3	33.3	
Randy Moller	9	1	0	1	-2	45	0	0	0	9	11.1	
Pat Price	9	1	0	1	-2	10	0	0	0	13	7.7	
Normand Rochefort	6	1	0	1	6	6	0	0	0	7	14.3	
Andre Dore	9	0	0	0	-4	8	0	0	0	8	0	
Paul Gillis	1	0	0	0	0	2	0	0	0	0	0	
Rick LaPointe	3	0	0	0	0	0	0	0	0	4	0	
Jimmy Mann	3	0	0	0	0	22	0	0	0	0	0	
Tony McKegney	7	0	0	0	-5	0	0	0	0	9	0	
Wally Weir	1	0	0	0	0	17	0	0	0	0	0	
Goaltender	GP	W	L	SO	SA	SV	SV%	GA	GAA	MIN	PIM	EN
Dan Bouchard	9	5	4	0	224	199	.888	25	2.76	543	2	0



# YEAR-BY-YEAR PLAYOFF STATISTICS

## 1985

PLAYER	GP	G	A	PTS	+/-	PIM	PPG	SHG	GWG	S	S%	
Peter Stastny	18	4	19	23	1	24	1	0	2	27	14.8	
Michel Goulet	17	11	10	21	3	17	7	0	0	51	21.6	
Brad Maxwell	18	2	9	11	5	35	1	0	0	37	5.4	
Brent Ashton	18	6	4	10	-6	13	1	1	1	28	21.4	
Alain Cote	18	5	5	10	5	11	0	0	1	32	15.6	
Dale Hunter	17	4	6	10	0	97	0	1	2	21	19	
Jean-Francois Sauve	18	5	5	10	-6	8	2	0	0	30	16.7	
Paul Gillis	18	1	7	8	1	73	0	0	0	25	4	
Mario Marois	18	0	8	8	-9	12	0	0	0	42	0	
Mark Kumpel	18	3	4	7	4	4	0	0	1	25	12	
Alain Lemieux	14	3	3	6	2	0	2	0	0	12	25	
Wilf Paiement	18	4	2	6	-4	58	0	0	0	40	10	
Anton Stastny	16	3	3	6	-3	6	1	0	1	28	10.7	
Bruce Bell	16	2	2	4	-2	21	1	0	0	11	18.2	
Randy Moller	18	2	2	4	3	40	1	0	0	32	6.3	
Pat Price	17	0	4	4	4	51	0	0	0	30	0	
Normand Rochefort	18	2	1	3	2	8	0	0	1	29	6.9	
Blake Wesley	6	1	0	1	-1	8	0	0	0	5	20	
Jean-Marc Gaulin	1	0	0	0	0	0	0	0	0	0	0	
Jimmy Mann	13	0	0	0	1	41	0	0	0	3	0	
Marian Stastny	2	0	0	0	-1	0	0	0	0	1	0	
Goaltender	GP	W	L	SO	SA	SV	SV%	GA	GAA	MIN	PIM	EN
Mario Gosselin	17	9	8	0	473	417	.882	54	3.06	1059	2	2
Dan Bouchard	1	0	1	0	24	17	.708	7	7.00	60	4	0

## 1986

PLAYER	GP	G	A	PTS	+/-	PIM	PPG	SHG	GWG	S	S%	
Brent Ashton	3	2	1	3	-1	9	0	1	0	11	18.2	
Michel Goulet	3	1	2	3	-2	10	1	0	0	12	8.3	
Alain Lemieux	1	1	2	3	-1	0	1	0	0	2	50	
Paul Gillis	3	0	2	2	0	14	0	0	0	6	0	
Robert Picard	3	0	2	2	-4	2	0	0	0	7	0	
Anton Stastny	3	1	1	2	-5	0	1	0	0	5	20	
Peter Andersson	2	0	1	1	-1	0	0	0	0	0	0	
Alain Cote	3	1	0	1	-2	0	0	0	0	8	12.5	
Mark Kumpel	2	1	0	1	-1	0	0	0	0	3	33.3	
Pat Price	3	0	1	1	0	4	0	0	0	4	0	
Risto Siltanen	3	0	1	1	-3	2	0	0	0	9	0	
Peter Stastny	3	0	1	1	-5	2	0	0	0	10	0	
Jeff Brown	1	0	0	0	0	0	0	0	0	0	0	
Gilbert DeLorme	2	0	0	0	-2	5	0	0	0	3	0	
Gord Donnelly	1	0	0	0	-2	0	0	0	0	1	0	
Mike Eagles	3	0	0	0	-1	2	0	0	0	4	0	
Dale Hunter	3	0	0	0	-1	15	0	0	0	9	0	
Greg Malone	1	0	0	0	-1	0	0	0	0	0	0	
Jimmy Mann	2	0	0	0	0	19	0	0	0	0	0	
Randy Moller	3	0	0	0	-1	26	0	0	0	4	0	
Steve Patrick	3	0	0	0	-1	6	0	0	0	1	0	
Jean-Francois Sauve	2	0	0	0	0	0	0	0	0	0	0	
Trevor Stienburg	1	0	0	0	-1	0	0	0	0	0	0	
Goaltender	GP	W	L	SO	SA	SV	SV%	GA	GAA	MIN	PIM	EN
Clint Malarchuk	3	0	2	0	81	70	.864	11	4.62	143	0	0
Mario Gosselin	1	0	1	0	22	17	.773	5	7.50	40	0	0

# YEAR-BY-YEAR PLAYOFF STATISTICS

## 1987

PLAYER	GP	G	A	PTS	+/-	PIM	PPG	SHG	GWG	S	S%	
Peter Stastny	13	6	9	15	3	12	2	1	1	24	25	
Michel Goulet	13	9	5	14	-2	35	4	0	2	40	22.5	
John Ogradnick	13	9	4	13	0	6	3	0	2	41	22	
Robert Picard	13	2	10	12	3	10	1	0	0	31	6.5	
Anton Stastny	13	3	8	11	0	6	0	0	0	21	14.3	
Risto Siltanen	13	1	9	10	-4	8	1	0	0	26	3.8	
Dale Hunter	13	1	7	8	-5	56	1	0	0	15	6.7	
Jeff Brown	13	3	3	6	-3	2	2	0	0	24	12.5	
Paul Gillis	13	2	4	6	3	65	0	0	0	13	15.4	
Jason Lafreniere	12	1	5	6	-1	2	1	0	0	12	8.3	
Lane Lambert	13	2	4	6	2	30	0	0	0	21	9.5	
Alain Cote	13	2	3	5	0	2	0	0	0	26	7.7	
Randy Moller	13	1	4	5	5	23	0	0	0	15	6.7	
Basil McRae	13	3	1	4	-1	99	0	0	1	13	23.1	
Mike Hough	9	0	3	3	-1	26	0	0	0	6	0	
Normand Rochefort	13	2	1	3	-3	26	0	0	1	16	12.5	
Steven Finn	13	0	2	2	1	29	0	0	0	16	0	
Mike Eagles	4	1	0	1	-1	10	0	0	0	4	25	
Gord Donnelly	13	0	0	0	-2	53	0	0	0	9	0	
Greg Malone	1	0	0	0	0	0	0	0	0	0	0	
Goaltender	GP	W	L	SO	SA	SV	SV%	GA	GAA	MIN	PIM	EN
Mario Gosselin	11	7	4	0	326	289	.887	37	3.39	654	2	0
Clint Malarchuk	3	0	2	0	56	48	.857	8	3.43	140	0	0

## 1993

PLAYER	GP	G	A	PTS	+/-	PIM	PPG	SHG	GWG	S	S%	
Claude Lapointe	6	2	4	6	4	8	0	0	0	9	22.2	
Mike Ricci	6	0	6	6	5	8	0	0	0	7	0	
Joe Sakic	6	3	3	6	-3	2	1	0	0	24	12.5	
Steve Duchesne	6	0	5	5	0	6	0	0	0	14	0	
Scott Young	6	4	1	5	5	0	0	0	2	23	17.4	
Mats Sundin	6	3	1	4	-4	6	1	0	0	19	15.8	
Curtis Leschyshyn	6	1	1	2	3	6	1	0	0	5	20	
Martin Rucinsky	6	1	1	2	-3	4	1	0	0	10	10	
Steven Finn	6	0	1	1	-3	8	0	0	0	10	0	
Adam Foote	6	0	1	1	-3	2	0	0	0	6	0	
Alexei Gusarov	5	0	1	1	-3	0	0	0	0	7	0	
Mike Hough	6	0	1	1	0	2	0	0	0	18	0	
Valeri Kamensky	6	0	1	1	-1	6	0	0	0	21	0	
Andrei Kovalenko	4	1	0	1	-5	2	0	0	0	8	12.5	
Owen Nolan	5	1	0	1	-2	2	0	0	0	12	8.3	
Gino Cavallini	4	0	0	0	-1	0	0	0	0	2	0	
Kerry Huffman	3	0	0	0	-2	0	0	0	0	4	0	
David Karpa	3	0	0	0	0	0	0	0	0	3	0	
Scott Pearson	3	0	0	0	0	0	0	0	0	1	0	
Chris Simon	5	0	0	0	-2	26	0	0	0	8	0	
Craig Wolanin	4	0	0	0	1	4	0	0	0	2	0	
Goaltender	GP	W	L	SO	SA	SV	SV%	GA	GAA	MIN	PIM	EN
Ron Hextall	6	2	4	0	211	193	.915	18	2.90	372	0	0
Stephane Fiset	1	0	0	0	12	11	.917	1	2.86	21	0	0



# YEAR-BY-YEAR PLAYOFF STATISTICS

## 1995

PLAYER	GP	G	A	PTS	+/-	PIM	PPG	SHG	GWG	S	S%	
Bob Bassen	5	2	4	6	2	0	0	0	0	10	20	
Peter Forsberg	6	2	4	6	2	4	1	0	0	13	15.4	
Scott Young	6	3	3	6	3	2	0	1	0	12	25	
Owen Nolan	6	2	3	5	2	6	0	0	0	12	16.7	
Joe Sakic	6	4	1	5	-4	0	1	1	1	15	26.7	
Mike Ricci	6	1	3	4	4	8	0	0	0	9	11.1	
Wendel Clark	6	1	2	3	-6	6	0	0	0	18	5.6	
Uwe Krupp	5	0	2	2	-2	2	0	0	0	13	0	
Sylvain Lefebvre	6	0	2	2	5	2	0	0	0	7	0	
Chris Simon	6	1	1	2	-1	19	0	0	1	9	11.1	
Craig Wolanin	6	1	1	2	5	4	0	0	0	8	12.5	
Rene Corbet	2	0	1	1	1	0	0	0	0	0	0	
Adam Deadmarsh	6	0	1	1	-3	0	0	0	0	6	0	
Steven Finn	4	0	1	1	-4	2	0	0	0	2	0	
Adam Foote	6	0	1	1	-3	14	0	0	0	6	0	
Valeri Kamensky	2	1	0	1	0	0	0	0	0	2	50	
Andrei Kovalenko	6	0	1	1	-3	2	0	0	0	6	0	
Janne Laukkanen	6	1	0	1	-2	2	0	0	0	11	9.1	
Curtis Leschyshyn	3	0	1	1	-1	4	0	0	0	3	0	
Bill Huard	1	0	0	0	-1	0	0	0	0	0	0	
Claude Lapointe	5	0	0	0	-1	8	0	0	0	0	0	
Paul MacDermid	3	0	0	0	0	2	0	0	0	1	0	
Goaltender	GP	W	L	SO	SA	SV	SV%	GA	GAA	MIN	PIM	EN
Stephane Fiset	4	1	2	0	115	99	.861	16	4.55	211	0	0
Jocelyn Thibault	3	1	2	0	76	68	.895	8	3.24	148	0	0
Garth Snow	1	0	0	0	3	2	.667	1	6.67	9	0	0

## 1996

PLAYER	GP	G	A	PTS	+/-	PIM	PPG	SHG	GWG	S	S%	
Joe Sakic	22	18	16	34	10	14	6	0	6	98	18.4	
Valeri Kamensky	22	10	12	22	11	28	3	0	2	56	17.9	
Peter Forsberg	22	10	11	21	10	18	3	0	1	50	20	
Sandis Ozolinsh	22	5	14	19	5	16	2	0	1	52	9.6	
Adam Deadmarsh	22	5	12	17	8	25	1	0	0	40	12.5	
Mike Ricci	22	6	11	17	-1	18	3	0	1	31	19.4	
Uwe Krupp	22	4	12	16	5	33	1	0	2	38	10.5	
Scott Young	22	3	12	15	6	10	0	0	0	61	4.9	
Claude Lemieux	19	5	7	12	5	55	3	0	0	81	6.2	
Alexei Gusarov	21	0	9	9	13	12	0	0	0	15	0	
Rene Corbet	8	3	2	5	3	2	1	0	1	9	33.3	
Mike Keane	22	3	2	5	1	16	0	0	1	22	13.6	
Sylvain Lefebvre	22	0	5	5	6	12	0	0	0	22	0	
Stephane Yelle	22	1	4	5	2	8	0	1	0	24	4.2	
Adam Foote	22	1	3	4	11	36	0	0	0	20	5	
Jon Klemm	15	2	1	3	6	0	1	0	0	11	18.2	
Curtis Leschyshyn	17	1	2	3	4	8	0	0	0	9	11.1	
Chris Simon	12	1	2	3	-2	11	0	0	0	9	11.1	
Dave Hannan	13	0	2	2	3	2	0	0	0	2	0	
Warren Rychel	12	1	0	1	4	23	0	0	0	4	25	
Craig Wolanin	7	1	0	1	2	8	0	0	1	5	20	
Troy Murray	8	0	0	0	-4	19	0	0	0	6	0	
Goaltender	GP	W	L	SO	SA	SV	SV%	GA	GAA	MIN	PIM	EN
Patrick Roy	22	16	6	3	649	598	.921	51	2.10	1454	0	0
Stephane Fiset	1	0	0	0	0	0	0	0	0	1	0	0

# YEAR-BY-YEAR PLAYOFF STATISTICS

## 1997

PLAYER	GP	G	A	PTS	+/-	PIM	PPG	SHG	GWG	S	S%	
Joe Sakic	17	8	17	25	5	14	3	0	0	50	16	
Claude Lemieux	17	13	10	23	7	32	4	0	4	73	17.8	
Valeri Kamensky	17	8	14	22	-1	16	5	0	2	49	16.3	
Peter Forsberg	14	5	12	17	-6	10	3	0	0	35	14.3	
Sandis Ozolinsh	17	4	13	17	-1	24	2	0	1	39	10.3	
Adam Deadmarsh	17	3	6	9	-6	24	1	0	1	39	7.7	
Stephane Yelle	12	1	6	7	5	2	0	0	0	19	5.3	
Keith Jones	6	3	3	6	2	4	1	0	0	16	18.8	
Mike Ricci	17	2	4	6	1	17	0	0	1	21	9.5	
Scott Young	17	4	2	6	-1	14	2	0	0	21	19	
Eric Lacroix	17	1	4	5	2	19	0	0	0	15	6.7	
Rene Corbet	17	2	2	4	0	27	0	0	0	31	6.5	
Adam Foote	17	0	4	4	3	62	0	0	0	17	0	
Mike Keane	17	3	1	4	2	24	0	0	1	17	17.6	
Alexei Gusarov	17	0	3	3	3	14	0	0	0	9	0	
Aaron Miller	17	1	2	3	3	10	0	0	0	8	12.5	
Jon Klemm	17	1	1	2	-1	6	0	0	0	20	5	
Sylvain Lefebvre	17	0	0	0	-1	25	0	0	0	15	0	
Eric Messier	6	0	0	0	0	4	0	0	0	1	0	
Yves Sarault	5	0	0	0	0	2	0	0	0	2	0	
Brent Severyn	8	0	0	0	1	12	0	0	0	3	0	
Goaltender	GP	W	L	SO	SA	SV	SV%	GA	GAA	MIN	PIM	EN
Patrick Roy	17	10	7	3	559	521	.932	38	2.21	1034	12	2
Craig Billington	1	0	0	0	13	12	.923	1	3.00	20	0	0

## 1998

PLAYER	GP	G	A	PTS	+/-	PIM	PPG	SHG	GWG	S	S%	
Peter Forsberg	7	6	5	11	3	12	2	0	0	18	33.3	
Sandis Ozolinsh	7	0	7	7	-3	14	0	0	0	19	0	
Claude Lemieux	7	3	3	6	2	8	1	0	1	29	10.3	
Valeri Kamensky	7	2	3	5	1	18	1	0	0	17	11.8	
Joe Sakic	6	2	3	5	0	6	0	1	2	24	8.3	
Adam Deadmarsh	7	2	0	2	-1	4	1	0	0	14	14.3	
Tom Fitzgerald	7	0	1	1	-2	20	0	0	0	8	0	
Alexei Gusarov	7	0	1	1	1	6	0	0	0	3	0	
Uwe Krupp	7	0	1	1	2	4	0	0	0	18	0	
Stephane Yelle	7	1	0	1	-3	12	0	0	0	7	14.3	
Rene Corbet	2	0	0	0	0	2	0	0	0	5	0	
Adam Foote	7	0	0	0	-1	23	0	0	0	12	0	
Keith Jones	7	0	0	0	-1	13	0	0	0	12	0	
Jon Klemm	4	0	0	0	1	0	0	0	0	1	0	
Jari Kurri	4	0	0	0	-1	0	0	0	0	2	0	
Eric Lacroix	7	0	0	0	-2	6	0	0	0	5	0	
Sylvain Lefebvre	7	0	0	0	-1	4	0	0	0	4	0	
Aaron Miller	7	0	0	0	0	8	0	0	0	6	0	
Jeff Odgers	6	0	0	0	-1	25	0	0	0	4	0	
Warren Rychel	6	0	0	0	-2	24	0	0	0	4	0	
Goaltender	GP	W	L	SO	SA	SV	SV%	GA	GAA	MIN	PIM	EN
Patrick Roy	7	3	4	0	191	173	.906	18	2.51	430	0	1
Craig Billington	1	0	0	0	0	0	0	0	0	1	0	0



# YEAR-BY-YEAR PLAYOFF STATISTICS

## 1999

PLAYER	GP	G	A	PTS	+/-	PIM	PPG	SHG	GWG	S	S%	
Peter Forsberg	19	8	16	24	7	31	1	1	0	54	14.8	
Joe Sakic	19	6	13	19	-2	8	1	1	1	56	10.7	
Theo Fleury	18	5	12	17	-2	20	2	0	0	56	8.9	
Claude Lemieux	19	3	11	14	5	26	1	0	0	69	4.3	
Adam Deadmarsh	19	8	4	12	2	20	3	0	0	44	18.2	
Milan Hejduk	16	6	6	12	3	4	1	0	3	38	15.8	
Sandis Ozolinsh	19	4	8	12	-5	22	3	0	1	56	7.1	
Valeri Kamensky	10	4	5	9	5	4	1	0	1	18	22.2	
Chris Drury	19	6	2	8	2	4	0	0	4	40	15	
Aaron Miller	19	1	5	6	8	10	0	0	0	22	4.5	
Adam Foote	19	2	3	5	3	24	1	0	0	28	7.1	
Dale Hunter	19	1	3	4	0	38	0	0	0	10	10	
Shjon Podein	19	1	1	2	-1	12	0	0	0	33	3	
Greg de Vries	19	0	2	2	3	22	0	0	0	7	0	
Jon Klemm	19	0	1	1	1	10	0	0	0	11	0	
Sylvain Lefebvre	19	0	1	1	6	12	0	0	0	16	0	
Jeff Odgers	15	1	0	1	0	14	0	0	1	3	33.3	
Warren Rychel	12	0	1	1	-1	14	0	0	0	6	0	
Stephane Yelle	10	0	1	1	-1	6	0	0	0	18	0	
Shean Donovan	5	0	0	0	0	2	0	0	0	1	0	
Alexei Gusarov	5	0	0	0	1	2	0	0	0	2	0	
Eric Messier	3	0	0	0	-1	0	0	0	0	1	0	
Goaltender	GP	W	L	SO	SA	SV	SV%	GA	GAA	MIN	PIM	EN
Patrick Roy	17	10	7	3	559	521	.932	38	2.21	1034	12	2
Craig Billington	1	0	0	0	13	12	.923	1	3.00	20	0	0

## 2000

PLAYER	GP	G	A	PTS	+/-	PIM	PPG	SHG	GWG	S	S%	
Adam Deadmarsh	17	4	11	15	7	21	1	0	1	41	9.8	
Peter Forsberg	16	7	8	15	9	12	2	1	4	54	13	
Chris Drury	17	4	10	14	7	4	1	0	2	44	9.1	
Sandis Ozolinsh	17	5	5	10	1	20	3	0	1	42	11.9	
Ray Bourque	13	1	8	9	4	8	0	0	0	28	3.6	
Milan Hejduk	17	5	4	9	-7	6	3	0	1	50	10	
Joe Sakic	17	2	7	9	-5	8	2	0	0	48	4.2	
Adam Foote	16	0	7	7	6	28	0	0	0	15	0	
Dave Andreychuk	17	3	2	5	-3	18	2	0	0	38	7.9	
Shjon Podein	17	5	0	5	4	8	0	0	1	26	19.2	
Dave Reid	17	1	3	4	4	0	0	0	0	24	4.2	
Jon Klemm	17	2	1	3	4	9	0	0	0	16	12.5	
Alex Tanguay	17	2	1	3	-2	2	1	0	1	13	15.4	
Stephane Yelle	17	1	2	3	3	4	0	0	0	25	4	
Aaron Miller	17	1	1	2	4	6	0	0	0	10	10	
Martin Skoula	17	0	2	2	-3	4	0	0	0	14	0	
Serge Aubin	17	0	1	1	1	6	0	0	0	8	0	
Eric Messier	14	0	1	1	1	4	0	0	0	3	0	
Jeff Odgers	4	0	0	0	0	0	0	0	0	0	0	
Greg de Vries	5	0	0	0	2	4	0	0	0	1	0	
Goaltender	GP	W	L	SO	SA	SV	SV%	GA	GAA	MIN	PIM	EN
Patrick Roy	17	11	6	3	431	400	.928	31	1.79	1039	4	1

# YEAR-BY-YEAR PLAYOFF STATISTICS

## 2001

PLAYER	GP	G	A	PTS	+/-	PIM	PPG	SHG	GWG	S	S%	
Joe Sakic	21	13	13	26	6	6	5	0	3	79	16.5	
Milan Hejduk	23	7	16	23	8	6	4	0	1	51	13.7	
Alex Tanguay	23	6	15	21	13	8	1	0	2	37	16.2	
Rob Blake	23	6	13	19	6	16	3	0	0	83	7.2	
Chris Drury	23	11	5	16	5	4	2	0	2	62	17.7	
Peter Forsberg	11	4	10	14	5	6	1	0	2	23	17.4	
Ray Bourque	21	4	6	10	9	12	3	0	1	49	8.2	
Ville Nieminen	23	4	6	10	-1	20	3	0	1	39	10.3	
Adam Foote	23	3	4	7	5	47	1	0	1	28	10.7	
Dan Hinote	23	2	4	6	4	21	0	0	0	16	12.5	
Shjon Podein	23	2	3	5	3	14	0	0	1	16	12.5	
Steven Reinprecht	22	2	3	5	0	2	0	0	0	14	14.3	
Martin Skoula	23	1	4	5	1	8	0	0	0	14	7.1	
Chris Dingman	16	0	4	4	3	14	0	0	0	8	0	
Eric Messier	23	2	2	4	0	14	0	0	0	20	10	
Dave Reid	18	0	4	4	2	6	0	0	0	8	0	
Jon Klemm	22	1	2	3	7	16	0	0	1	14	7.1	
Stephane Yelle	23	1	2	3	2	8	0	0	1	23	4.3	
Greg de Vries	23	0	1	1	5	20	0	0	0	20	0	
Bryan Muir	3	0	0	0	0	0	0	0	0	0	0	
Scott Parker	4	0	0	0	0	2	0	0	0	0	0	
Goaltender	GP	W	L	SO	SA	SV	SV%	GA	GAA	MIN	PIM	EN
Patrick Roy	23	16	7	4	622	581	.934	41	1.70	1451	0	0
David Aebischer	1	0	0	0	0	0	0	0	0	1	0	0

## 2002

PLAYER	GP	G	A	PTS	+/-	PIM	PPG	SHG	GWG	S	S%	
Peter Forsberg	20	9	18	27	8	20	0	0	4	35	25.7	
Joe Sakic	21	9	10	19	-2	4	4	0	1	76	11.8	
Alex Tanguay	19	5	8	13	-8	0	3	0	0	20	25	
Greg de Vries	21	4	9	13	1	2	0	0	1	41	9.8	
Rob Blake	20	6	6	12	-1	16	1	0	0	67	9	
Chris Drury	21	5	7	12	4	10	1	0	3	56	8.9	
Steven Reinprecht	21	7	5	12	7	8	0	0	2	29	24.1	
Adam Foote	21	1	6	7	-2	28	0	0	0	26	3.8	
Milan Hejduk	16	3	3	6	-4	4	1	0	0	45	6.7	
Martin Skoula	21	0	6	6	-5	2	0	0	0	13	0	
Mike Keane	18	1	4	5	0	8	0	0	0	24	4.2	
Riku Hahl	21	1	2	3	-3	0	0	0	0	17	5.9	
Dan Hinote	19	1	2	3	-3	9	0	0	0	16	6.3	
Darius Kasparaitis	21	0	3	3	10	18	0	0	0	18	0	
Eric Messier	21	1	2	3	-4	0	0	0	0	18	5.6	
Brad Larsen	21	1	1	2	-4	13	0	0	0	8	12.5	
Stephane Yelle	20	0	2	2	-3	14	0	0	0	21	0	
Brian Willsie	4	0	1	1	0	2	0	0	0	4	0	
Bryan Muir	21	0	0	0	-3	2	0	0	0	8	0	
Pascal Trepanier	2	0	0	0	-1	0	0	0	0	0	0	
Radim Vrba	9	0	0	0	-5	0	0	0	0	19	0	
Goaltender	GP	W	L	SO	SA	SV	SV%	GA	GAA	MIN	PIM	EN
Patrick Roy	21	11	10	3	572	520	.909	52	2.51	1241	0	3
David Aebischer	1	0	0	0	14	13	.929	1	1.76	34	2	0





# YEAR-BY-YEAR PLAYOFF STATISTICS

## 2003

PLAYER	GP	G	A	PTS	+/-	PIM	PPG	SHG	GWG	S	S%	
Joe Sakic	7	6	3	9	1	2	2	0	1	26	23.1	
Peter Forsberg	7	2	6	8	3	6	1	0	0	23	8.7	
Milan Hejduk	7	2	2	4	4	2	1	0	0	21	9.5	
Rob Blake	7	1	2	3	2	8	0	0	0	27	3.7	
Dan Hinote	7	1	2	3	0	2	0	0	0	9	11.1	
Derek Morris	7	0	3	3	2	6	0	0	0	12	0	
Steven Reinprecht	7	1	2	3	1	0	0	0	0	9	11.1	
Alex Tanguay	7	1	2	3	-2	4	0	0	1	10	10	
Bates Battaglia	7	0	2	2	1	4	0	0	0	14	0	
Riku Hahl	6	0	2	2	2	2	0	0	0	11	0	
Greg de Vries	7	2	0	2	2	0	0	0	0	12	16.7	
Adam Foote	6	0	1	1	2	8	0	0	0	3	0	
Martin Skoula	7	0	1	1	-1	4	0	0	0	4	0	
Brian Willsie	6	1	0	1	1	2	0	0	1	7	14.3	
Serge Aubin	5	0	0	0	1	4	0	0	0	4	0	
Mike Keane	6	0	0	0	0	2	0	0	0	1	0	
Bryan Marchment	7	0	0	0	1	4	0	0	0	3	0	
Chris McAllister	1	0	0	0	0	0	0	0	0	0	0	
Eric Messier	5	0	0	0	0	0	0	0	0	2	0	
Scott Parker	1	0	0	0	0	2	0	0	0	0	0	
Jeff Shantz	6	0	0	0	1	4	0	0	0	7	0	
Goaltender	GP	W	L	SO	SA	SV	SV%	GA	GAA	MIN	PIM	EN
Patrick Roy	7	3	4	1	177	161	.910	16	2.27	423	0	0

## 2004

PLAYER	GP	G	A	PTS	+/-	PIM	PPG	SHG	GWG	S	S%	
Joe Sakic	11	7	5	12	0	8	1	1	2	35	20	
Peter Forsberg	11	4	7	11	6	12	1	0	1	16	25	
Milan Hejduk	11	5	2	7	6	0	2	0	0	30	16.7	
Marek Svatos	11	1	5	6	3	2	0	0	1	25	4	
Rob Blake	9	0	5	5	0	6	0	0	0	17	0	
Bob Boughner	11	0	4	4	5	6	0	0	0	13	0	
Adam Foote	11	0	4	4	-2	10	0	0	0	6	0	
Steve Konowalchuk	11	4	0	4	-4	12	4	0	1	25	16	
Alex Tanguay	8	2	2	4	1	2	1	0	1	6	33.3	
Teemu Selanne	10	0	3	3	-2	2	0	0	0	9	0	
Matthew Barnaby	11	0	2	2	-3	27	0	0	0	10	0	
Andrei Nikolishin	11	0	2	2	-3	4	0	0	0	7	0	
Karlis Skrastins	11	0	2	2	-2	2	0	0	0	14	0	
Riku Hahl	7	1	0	1	0	2	0	0	0	12	8.3	
Darby Hendrickson	6	1	0	1	-1	2	0	0	0	5	20	
Dan Hinote	11	1	0	1	2	0	0	1	0	15	6.7	
Paul Kariya	1	0	1	1	-1	0	0	0	0	2	0	
John-Michael Liles	11	0	1	1	1	4	0	0	0	21	0	
Ossi Vaananen	11	0	1	1	3	18	0	0	0	4	0	
Chris Gratton	11	0	0	0	-1	27	0	0	0	12	0	
Kurt Sauer	3	0	0	0	0	0	0	0	0	1	0	
Goaltender	GP	W	L	SO	SA	SV	SV%	GA	GAA	MIN	PIM	EN
David Aebischer	11	6	5	1	295	272	.922	23	2.08	662	2	1
Tommy Salo	1	0	0	0	7	7	1	0	0	26	2	0

# YEAR-BY-YEAR PLAYOFF STATISTICS

## 2006

PLAYER	GP	G	A	PTS	+/-	PIM	PPG	SHG	GWG	S	S%	
Andrew Brunette	9	3	6	9	-2	8	1	0	1	15	20	
Joe Sakic	9	4	5	9	-1	6	1	0	1	21	19	
Milan Hejduk	9	2	6	8	3	2	0	0	0	24	8.3	
Alex Tanguay	9	2	4	6	1	12	0	0	1	20	10	
Jim Dowd	9	2	3	5	3	20	0	1	0	6	33.3	
Rob Blake	9	3	1	4	1	8	2	0	1	42	7.1	
Brett Clark	9	2	2	4	-2	2	0	1	0	19	10.5	
Wojtek Wolski	8	1	3	4	-3	2	0	0	0	9	11.1	
John-Michael Liles	9	1	2	3	-1	6	1	0	0	15	6.7	
Dan Hinote	9	1	1	2	-2	31	0	0	0	10	10	
Antti Laaksonen	9	0	2	2	-3	2	0	0	0	16	0	
Pierre Turgeon	5	0	2	2	-3	6	0	0	0	9	0	
Patrice Brisebois	9	0	1	1	-7	4	0	0	0	10	0	
Ian Laperriere	9	0	1	1	-6	27	0	0	0	9	0	
Brett McLean	8	0	1	1	-5	4	0	0	0	8	0	
Brad Richardson	9	1	0	1	-3	6	0	0	0	7	14.3	
Karlis Skrastins	9	0	1	1	-3	10	0	0	0	9	0	
Steve Konowalchuk	2	0	0	0	-1	4	0	0	0	1	0	
Brad May	3	0	0	0	-3	0	0	0	0	5	0	
Kurt Sauer	9	0	0	0	-3	4	0	0	0	1	0	
Ossi Vaananen	1	0	0	0	0	0	0	0	0	1	0	
Goaltender	GP	W	L	SO	SA	SV	SV%	GA	GAA	MIN	PIM	EN
Jose Theodore	9	4	5	0	296	267	.902	29	3.04	573	0	2

## 2008

PLAYER	GP	G	A	PTS	+/-	PIM	PPG	SHG	GWG	S	S%	
Joe Sakic	10	2	8	10	-7	0	0	0	1	30	6.7	
Andrew Brunette	10	5	3	8	-5	2	3	0	0	18	27.8	
Milan Hejduk	10	3	3	6	-6	4	2	0	0	18	16.7	
Tyler Arnason	10	2	3	5	-2	2	1	0	0	27	7.4	
Peter Forsberg	7	1	4	5	3	14	0	0	0	13	7.7	
John-Michael Liles	10	2	3	5	-1	2	1	0	0	21	9.5	
Ruslan Salei	10	1	4	5	0	4	1	0	0	10	10	
Ryan Smyth	8	2	3	5	-1	2	1	0	1	22	9.1	
Wojtek Wolski	7	2	3	5	-1	2	1	0	1	12	16.7	
Jordan Leopold	7	0	3	3	0	0	0	0	0	5	0	
Paul Stastny	9	2	1	3	-1	6	0	0	1	16	12.5	
Jeff Finger	5	0	2	2	-2	4	0	0	0	7	0	
Ian Laperriere	10	1	1	2	0	19	0	0	0	12	8.3	
Cody McLeod	10	1	1	2	-3	26	0	0	0	16	6.3	
Ben Guite	10	1	0	1	1	14	0	1	0	9	11.1	
Scott Hannan	9	0	1	1	0	4	0	0	0	10	0	
T.J. Hensick	2	0	1	1	1	0	0	0	0	4	0	
David Jones	10	0	1	1	0	6	0	0	0	18	0	
Cody McCormick	4	0	1	1	-2	7	0	0	0	5	0	
Kurt Sauer	10	1	0	1	-3	8	0	0	0	5	20	
Adam Foote	10	0	0	0	-6	6	0	0	0	5	0	
Jaroslav Hlinka	1	0	0	0	-1	0	0	0	0	2	0	
Wyatt Smith	1	0	0	0	0	0	0	0	0	1	0	
Goaltender	GP	W	L	SO	SA	SV	SV%	GA	GAA	MIN	PIM	EN
Jose Theodore	10	4	6	0	286	259	.906	27	3.15	514	0	0
Peter Budaj	3	0	0	0	65	59	.908	6	3.33	108	0	0



# YEAR-BY-YEAR PLAYOFF STATISTICS

## 2010

PLAYER	GP	G	A	PTS	+/-	PIM	PPG	SHG	GWG	S	S%	
Paul Stastny	6	1	4	5	-2	4	1	0	0	13	7.7	
Brandon Yip	6	2	2	4	-3	6	0	0	0	13	15.4	
Matt Duchene	6	0	3	3	-2	0	0	0	0	9	0	
Chris Stewart	6	3	0	3	-1	4	0	0	1	20	15	
Kyle Cumiskey	6	1	1	2	-7	2	0	0	0	3	33.3	
T.J. Gallardi	6	0	2	2	-1	6	0	0	0	8	0	
John-Michael Liles	6	1	1	2	-2	4	1	0	0	14	7.1	
Adam Foote	6	0	1	1	-4	10	0	0	0	6	0	
Milan Hejduk	3	1	0	1	0	0	0	0	0	4	25	
Ryan O'Reilly	6	1	0	1	0	2	0	0	1	7	14.3	
Marek Svatos	3	1	0	1	-1	2	0	0	0	10	10	
Ryan Wilson	4	0	1	1	-1	0	0	0	0	2	0	
Brett Clark	1	0	0	0	0	0	0	0	0	3	0	
Chris Dumo	1	0	0	0	0	0	0	0	0	0	0	
Scott Hannan	6	0	0	0	3	4	0	0	0	3	0	
Matt Hendricks	6	0	0	0	-2	0	0	0	0	5	0	
Cody McLeod	6	0	0	0	-2	5	0	0	0	4	0	
Kevin Porter	4	0	0	0	-2	0	0	0	0	2	0	
Kyle Quincey	6	0	0	0	2	8	0	0	0	14	0	
Ruslan Salei	1	0	0	0	0	0	0	0	0	0	0	
Ryan Stoa	1	0	0	0	0	2	0	0	0	1	0	
Darcy Tucker	6	0	0	0	-1	2	0	0	0	4	0	
Stephane Yelle	6	0	0	0	-1	2	0	0	0	4	0	
Goaltender	GP	W	L	SO	SA	SV	SV%	GA	GAA	MIN	PIM	EN
Craig Anderson	6	2	4	1	239	223	.933	16	2.62	366	0	2
Peter Budaj	1	0	0	0	4	3	.750	1	6.67	9	0	0

## 2014

PLAYER	GP	G	A	PTS	+/-	PIM	PPG	SHG	GWG	S	S%	
Paul Stastny	7	5	5	10	-1	4	1	1	1	13	38.5	
Nathan MacKinnon	7	2	8	10	2	4	0	0	1	18	11.1	
Ryan O'Reilly	7	2	4	6	3	0	0	0	0	14	14.3	
Jamie McGinn	7	2	3	5	-1	2	0	0	0	19	10.5	
Nick Holden	7	3	1	4	2	8	2	0	0	12	25	
Gabriel Landeskog	7	3	1	4	-2	8	0	0	1	21	14.3	
PA Parenteau	7	1	2	3	0	2	0	0	0	17	5.9	
Matt Duchene	2	0	3	3	-1	2	0	0	0	0	0	
Erik Johnson	7	1	1	2	-6	2	0	0	0	13	7.7	
Ryan Wilson	4	0	2	2	-1	2	0	0	0	1	0	
Tyson Barrie	3	0	2	2	3	0	0	0	0	2	0	
Nate Guenin	7	0	1	1	1	4	0	0	0	3	0	
Andre Benoit	7	0	1	1	3	6	0	0	0	6	0	
Cody McLeod	7	1	0	1	-1	22	0	1	0	11	9.1	
Joey Hishon	3	0	1	1	0	2	0	0	0	1	0	
Max Talbot	7	0	0	0	-3	4	0	0	0	9	0	
Jan Hejda	7	0	0	0	-6	6	0	0	0	6	0	
Patrick Bordeleau	7	0	0	0	-1	10	0	0	0	2	0	
Marc-Andre Cliche	7	0	0	0	-3	2	0	0	0	2	0	
Paul Carey	3	0	0	0	-1	0	0	0	0	0	0	
Brad Malone	6	0	0	0	-1	2	0	0	0	4	0	
Goaltender	GP	W	L	SO	SA	SV	SV%	GA	GAA	MIN	PIM	EN
Semyon Varlamov	7	3	4	0	231	211	.913	20	2.78	432	0	2

# YEAR-BY-YEAR PLAYOFF STATISTICS

2018

PLAYER	GP	G	A	PTS	+/-	PIM	PPG	SHG	GWG	S	S%
Gabriel Landeskog	6	4	3	7	-4	8	2	0	0	17	23.5
Nathan MacKinnon	6	3	3	6	-2	4	0	0	1	28	10.7
Tyson Barrie	6	0	4	4	-3	2	0	0	0	12	0
Mikko Rantanen	6	0	4	4	-1	0	0	0	0	10	0
Matt Nieto	6	0	3	3	-1	2	0	0	0	5	0
J.T. Compher	6	0	3	3	-2	2	0	0	0	4	0
Nikita Zadorov	6	1	2	3	1	32	0	0	0	9	11.1
Carl Soderberg	6	0	2	2	-3	2	0	0	0	8	0
Alexander Kerfoot	6	2	0	2	-1	2	0	0	0	7	28.6
Blake Comeau	6	2	0	2	-3	2	0	0	0	9	22.2
Gabriel Bourque	6	2	0	2	1	0	0	0	0	6	33.3
Colin Wilson	6	0	1	1	-2	0	0	0	0	8	0
Mark Barberio	6	0	1	1	-1	6	0	0	0	11	0
Sven Andrighetto	6	1	0	1	1	6	0	0	1	12	8.3
Tyson Jost	6	0	1	1	-2	0	0	0	0	9	0
Patrik Nemeth	6	0	1	1	-2	4	0	0	0	8	0
David Warsofsky	4	0	0	0	1	2	0	0	0	2	0
Samuel Girard	3	0	0	0	-3	0	0	0	0	6	0
Duncan Siemens	5	0	0	0	-4	0	0	0	0	1	0
<b>Goaltender</b>	<b>GP</b>	<b>W</b>	<b>L</b>	<b>SO</b>	<b>SA</b>	<b>SV</b>	<b>SV%</b>	<b>GA</b>	<b>GAA</b>	<b>MIN</b>	<b>PIM</b>
Andrew Hammond	3	1	1	0	90	84	.933	6	2.63	137:29	0
Jonathan Bernier	4	1	3	0	120	106	.883	14	3.87	217:04	0



**2018-19 NHL  
REGULAR-SEASON STATS**

# COLORADO AVALANCHE

2018-19 SEASON



*Front row (left to right):* Philipp Grubauer, Tyson Barrie, Chris MacFarland, Erik Johnson, Josh Kroenke, Gabriel Landeskog, Joe Sakic, Nathan MacKinnon, Jared Bednar, Carl Soderberg, Craig Billington, Semyon Varlamov.  
*Middle row (left to right):* Shawn Allard, Jussi Parkkila, Ray Bennett, Matt Nieto, Matt Calvert, Ian Cole, Derick Brassard, Colin Wilson, Mark Barberio, Gabriel Bourque, J.T. Compher, Sven Andrighetto, Nolan Pratt, Brett Heimlich.  
*Back row (left to right):* Brad Lewkow, Gregorio Pradera, J.C. Ihrig, Cliff Halstead, Andrew Agozzino, Alexander Kerfoot, Patrik Nemeth, Ryan Graves, Nikita Zadorov, Mikko Rantanen, Vladislav Kamenev, Tyson Jost, Samuel Girard, Matthew Sokolowski, Scott Woodward, Dusty Hibdon, Casey Bond.



# STANLEY CUP PLAYOFFS



2019